

Traffic Report

Northover facing roundabout
Traffic Overview from Sun Feb 4 2024 to Sat Feb 10 2024
Vehicle Speed Classes (Mph)

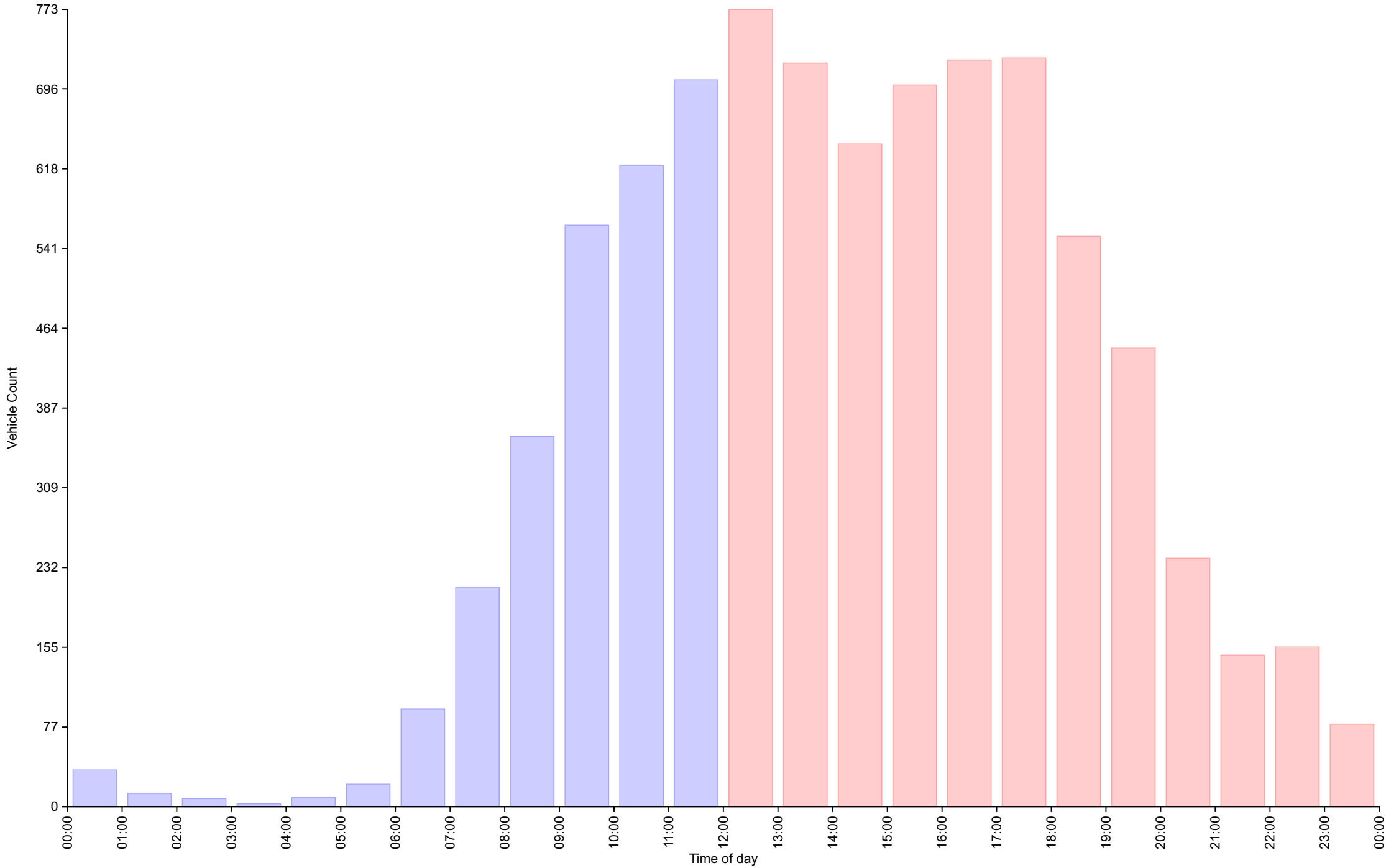
	<15	15 20	20 25	25 30	30 35	35 40	40 45	45 50	50 55	55 60	60 65	65 70	>70	Total	85th Percentile
00:00	0	0	1	7	18	6	2	0	2	0	0	0	0	36	37.3
01:00	0	0	2	1	5	4	0	1	0	0	0	0	0	13	37.0
02:00	0	0	0	1	7	0	0	0	0	0	0	0	0	8	32.2
03:00	0	0	0	1	1	1	0	0	0	0	0	0	0	3	35.1
04:00	0	0	0	1	5	3	0	0	0	0	0	0	0	9	36.3
05:00	0	0	0	0	10	9	3	0	0	0	0	0	0	22	38.9
06:00	0	0	0	31	37	17	8	0	2	0	0	0	0	95	36.9
07:00	0	0	4	58	116	32	2	1	0	0	0	0	0	213	34.3
08:00	0	1	21	163	149	24	1	0	0	0	0	0	0	359	32.1
09:00	0	2	32	279	210	38	2	0	1	0	0	0	0	564	32.2
10:00	0	2	41	311	236	31	1	0	0	0	0	0	0	622	31.8
11:00	0	2	38	358	258	47	2	0	0	0	0	0	0	705	32.2
12:00	0	5	76	379	271	41	1	0	0	0	0	0	0	773	31.8
13:00	0	3	42	378	260	35	3	0	0	0	0	0	0	721	31.6
14:00	1	3	41	326	241	30	1	0	0	0	0	0	0	643	31.5
15:00	0	2	58	365	233	41	1	0	0	0	0	0	0	700	31.5
16:00	0	9	68	380	229	36	1	1	0	0	0	0	0	724	31.4
17:00	0	9	95	364	231	27	0	0	0	0	0	0	0	726	31.0
18:00	0	6	62	270	189	24	1	1	0	0	0	0	0	553	31.5
19:00	0	0	20	210	167	39	9	0	0	0	0	0	0	445	32.9
20:00	0	0	5	108	100	23	4	1	0	0	0	0	0	241	33.3
21:00	0	0	2	41	78	22	2	2	0	0	0	0	0	147	34.7
22:00	0	0	4	52	69	22	5	2	1	0	0	0	0	155	35.1
23:00	0	1	2	19	36	16	6	0	0	0	0	0	0	80	36.7
AM Total	0	7	139	1211	1052	212	21	2	5	0	0	0	0		
PM Total	1	38	475	2892	2104	356	34	7	1	0	0	0	0		
Total	1	45	614	4103	3156	568	55	9	6	0	0	0	0		
Percent	0.01%	0.53%	7.18%	47.95%	36.88%	6.64%	0.64%	0.11%	0.07%	0.00%	0.00%	0.00%	0.00%		

Time of day

Total Vehicles : 8557
 30th Percentile : 27.0 MPH
 50th Percentile : 28.6 MPH
 85th Percentile : 32.1 MPH
 95th Percentile : 35.1 MPH
 Average Speed : 29.2 MPH
 Highest Speed : 54.0 MPH
 Speed Limit: 30 Mph
 Total Over Speed Limit: 44.3 % (3794 / 8557)

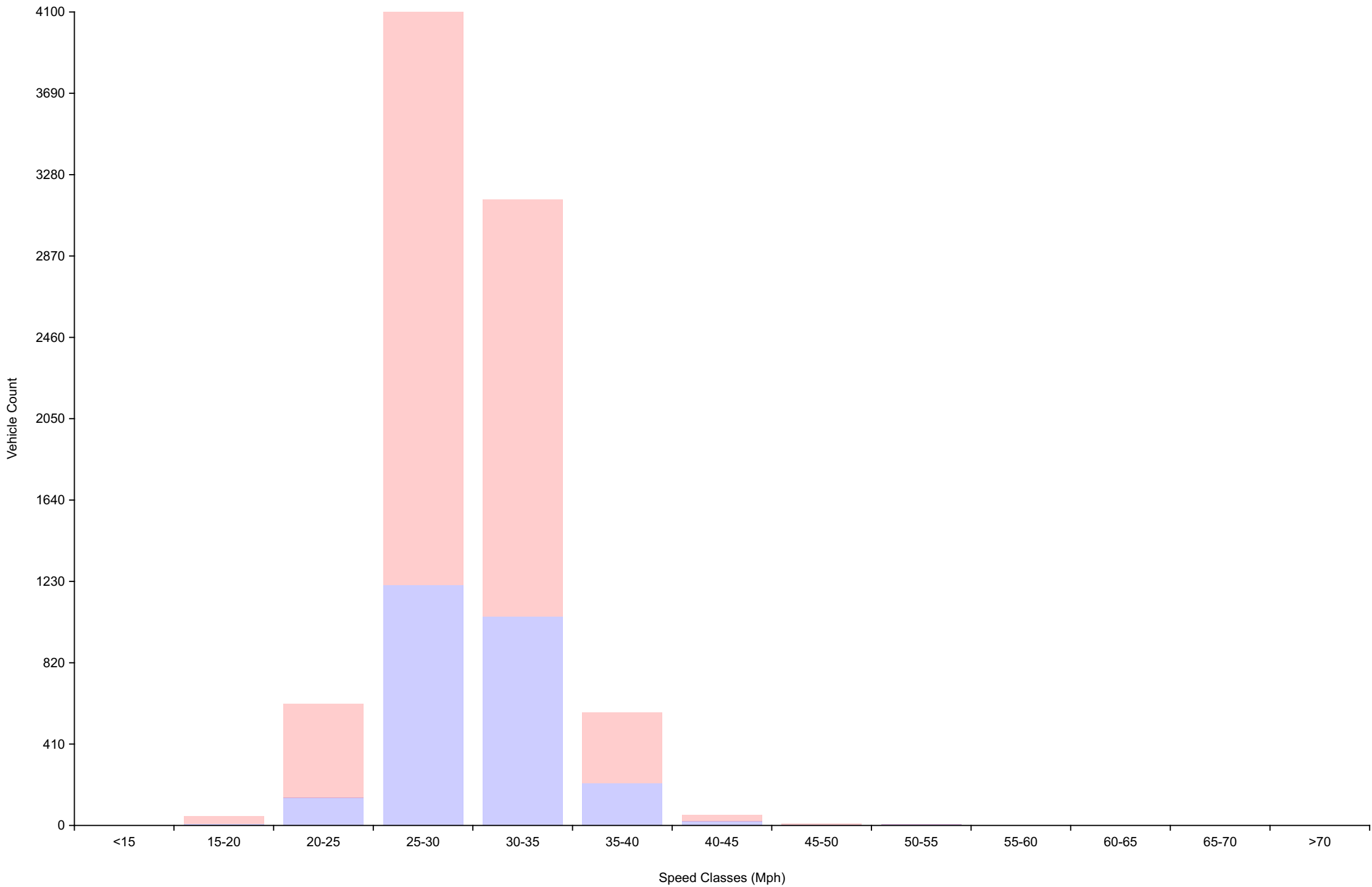
Vehicle Counts By Hour

Traffic Overview from Sun Feb 4 2024 to Sat Feb 10 2024
(60 Minute Resolution)



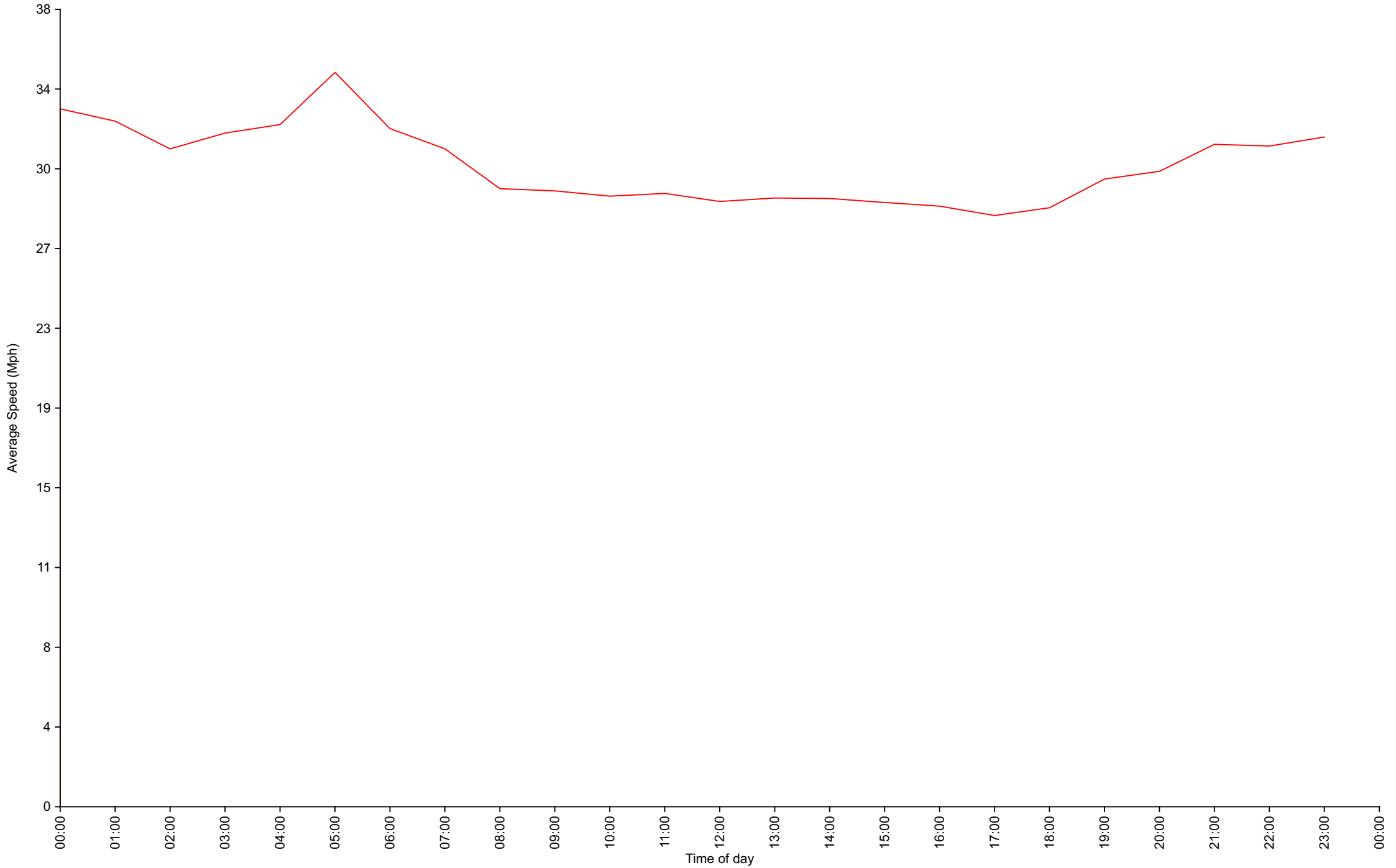
Vehicle Counts By Speed Class

Traffic Overview from Sun Feb 4 2024 to Sat Feb 10 2024



Average Speed By Hour

Traffic Overview from Sun Feb 4 2024 to Sat Feb 10 2024
(60 Minute Resolution)



Cumulative Speed Distribution Curve

Traffic Overview from Sun Feb 4 2024 to Sat Feb 10 2024

