

Traffic Report

Northover facing Texaco

Traffic Overview from Sun Jan 28 2024 to Wed Jan 31 2024

Vehicle Speed Classes (Mph)

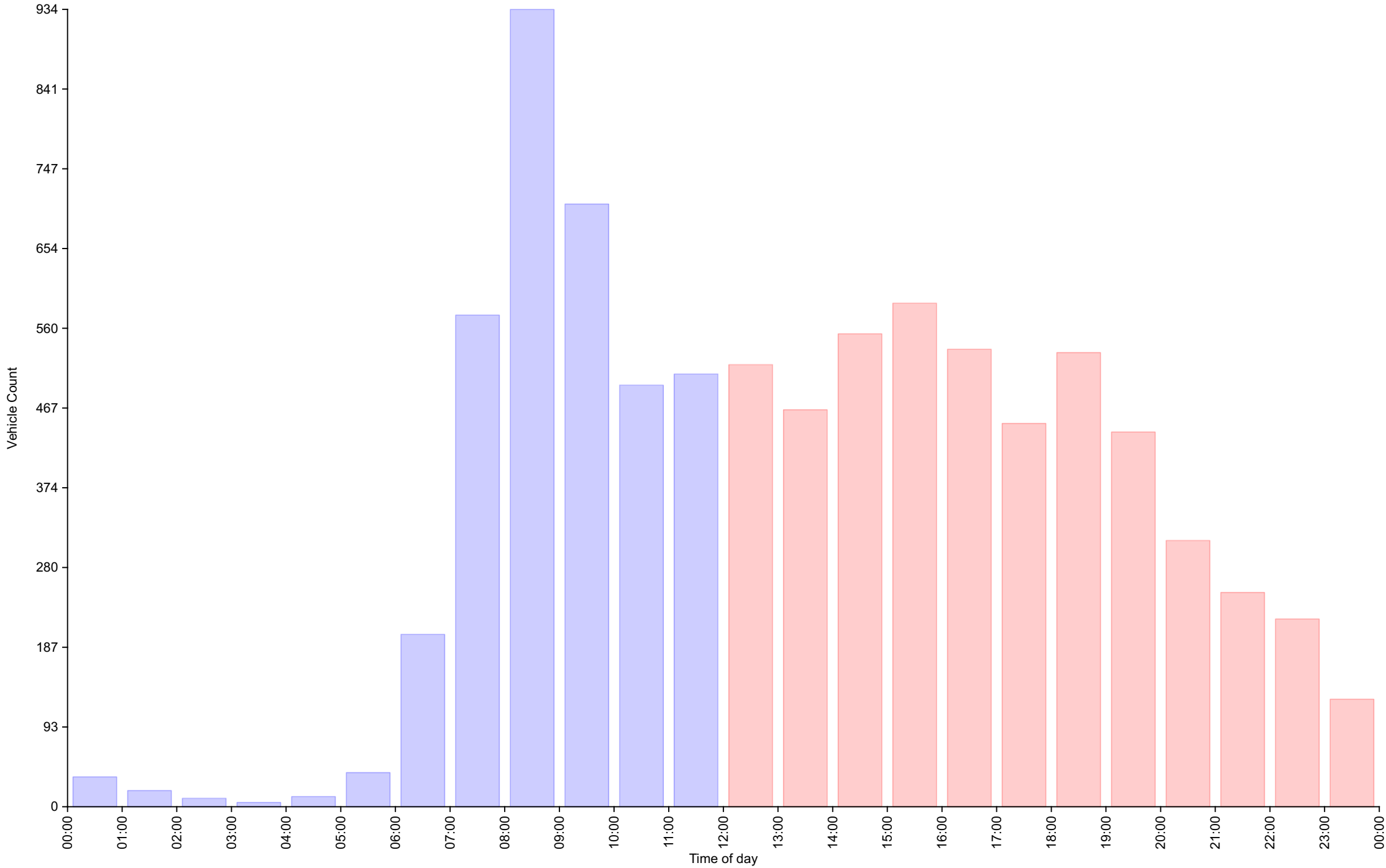
	<15	15 20	20 25	25 30	30 35	35 40	40 45	45 50	50 55	55 60	60 65	65 70	>70	Total	85th Percentile
00:00	0	0	1	4	17	10	3	0	0	0	0	0	0	35	37.5
01:00	0	0	0	4	6	5	4	0	0	0	0	0	0	19	40.1
02:00	0	0	1	0	6	3	0	0	0	0	0	0	0	10	34.8
03:00	0	0	0	0	1	1	3	0	0	0	0	0	0	5	41.3
04:00	0	0	0	3	3	2	2	1	0	1	0	0	0	12	41.8
05:00	0	0	0	3	20	9	5	2	0	1	0	0	0	40	40.3
06:00	0	0	1	41	117	34	9	0	0	0	0	0	0	202	35.5
07:00	0	1	8	174	346	45	2	0	0	0	0	0	0	576	33.0
08:00	0	0	25	490	391	25	3	0	0	0	0	0	0	934	31.3
09:00	0	0	21	328	316	39	1	1	0	0	0	0	0	706	32.1
10:00	0	1	12	246	193	37	4	1	0	0	0	0	0	494	32.2
11:00	0	2	13	227	239	23	2	0	1	0	0	0	0	507	31.9
12:00	0	1	12	245	225	32	3	0	0	0	0	0	0	518	32.2
13:00	0	0	11	218	217	17	1	0	0	1	0	0	0	465	31.8
14:00	0	1	12	223	280	35	3	0	0	0	0	0	0	554	32.4
15:00	0	0	13	231	307	33	6	0	0	0	0	0	0	590	32.6
16:00	0	1	10	219	265	37	3	0	1	0	0	0	0	536	32.5
17:00	0	0	11	179	218	34	4	2	0	1	0	0	0	449	32.7
18:00	0	1	16	240	243	27	4	1	0	0	0	0	0	532	32.2
19:00	0	1	3	134	255	39	6	1	0	0	0	0	0	439	33.0
20:00	0	0	3	93	179	29	7	1	0	0	0	0	0	312	33.5
21:00	0	0	4	88	130	23	6	0	0	0	0	0	0	251	33.5
22:00	0	0	0	63	114	31	8	2	2	0	0	0	0	220	35.2
23:00	1	0	0	35	65	17	8	0	0	0	0	0	0	126	34.8
AM Total	0	4	82	1520	1655	233	38	5	1	2	0	0	0		
PM Total	1	5	95	1968	2498	354	59	7	3	2	0	0	0		
Total	1	9	177	3488	4153	587	97	12	4	4	0	0	0		
Percent	0.01%	0.11%	2.07%	40.88%	48.68%	6.88%	1.14%	0.14%	0.05%	0.05%	0.00%	0.00%	0.00%		

Time of day

Total Vehicles : 8532
 30th Percentile : 28.2 MPH
 50th Percentile : 29.5 MPH
 85th Percentile : 32.6 MPH
 95th Percentile : 35.2 MPH
 Average Speed : 30.3 MPH
 Highest Speed : 58.6 MPH
 Speed Limit: 30 Mph
 Total Over Speed Limit: 56.9 % (4857 / 8532)

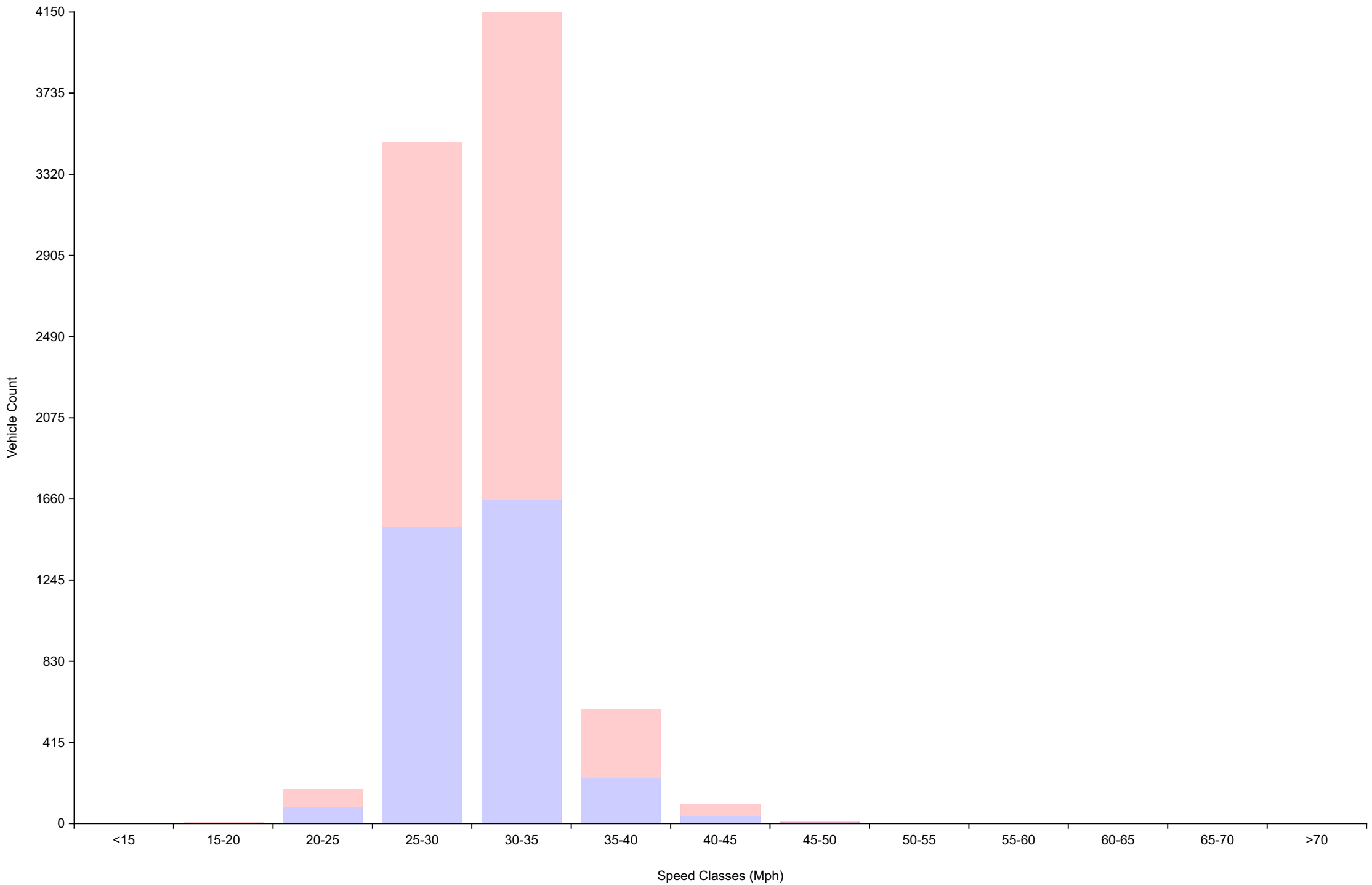
Vehicle Counts By Hour

Traffic Overview from Sun Jan 28 2024 to Wed Jan 31 2024
(60 Minute Resolution)



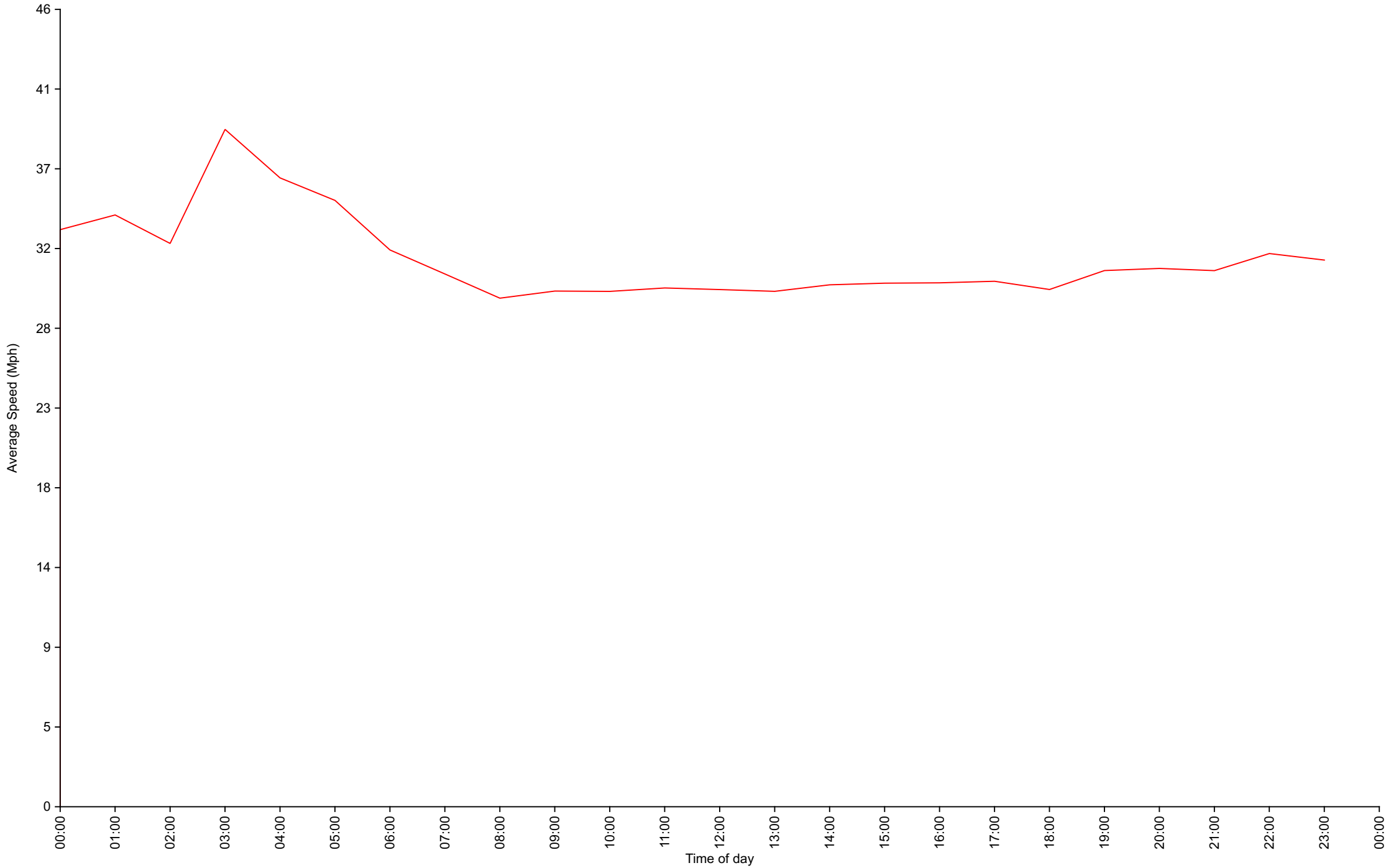
Vehicle Counts By Speed Class

Traffic Overview from Sun Jan 28 2024 to Wed Jan 31 2024



Average Speed By Hour

Traffic Overview from Sun Jan 28 2024 to Wed Jan 31 2024
(60 Minute Resolution)



Cumulative Speed Distribution Curve

Traffic Overview from Sun Jan 28 2024 to Wed Jan 31 2024

