

Traffic Report

Northover facing Texaco

Traffic Overview from Sun Jan 14 2024 to Thu Jan 18 2024

Vehicle Speed Classes (Mph)

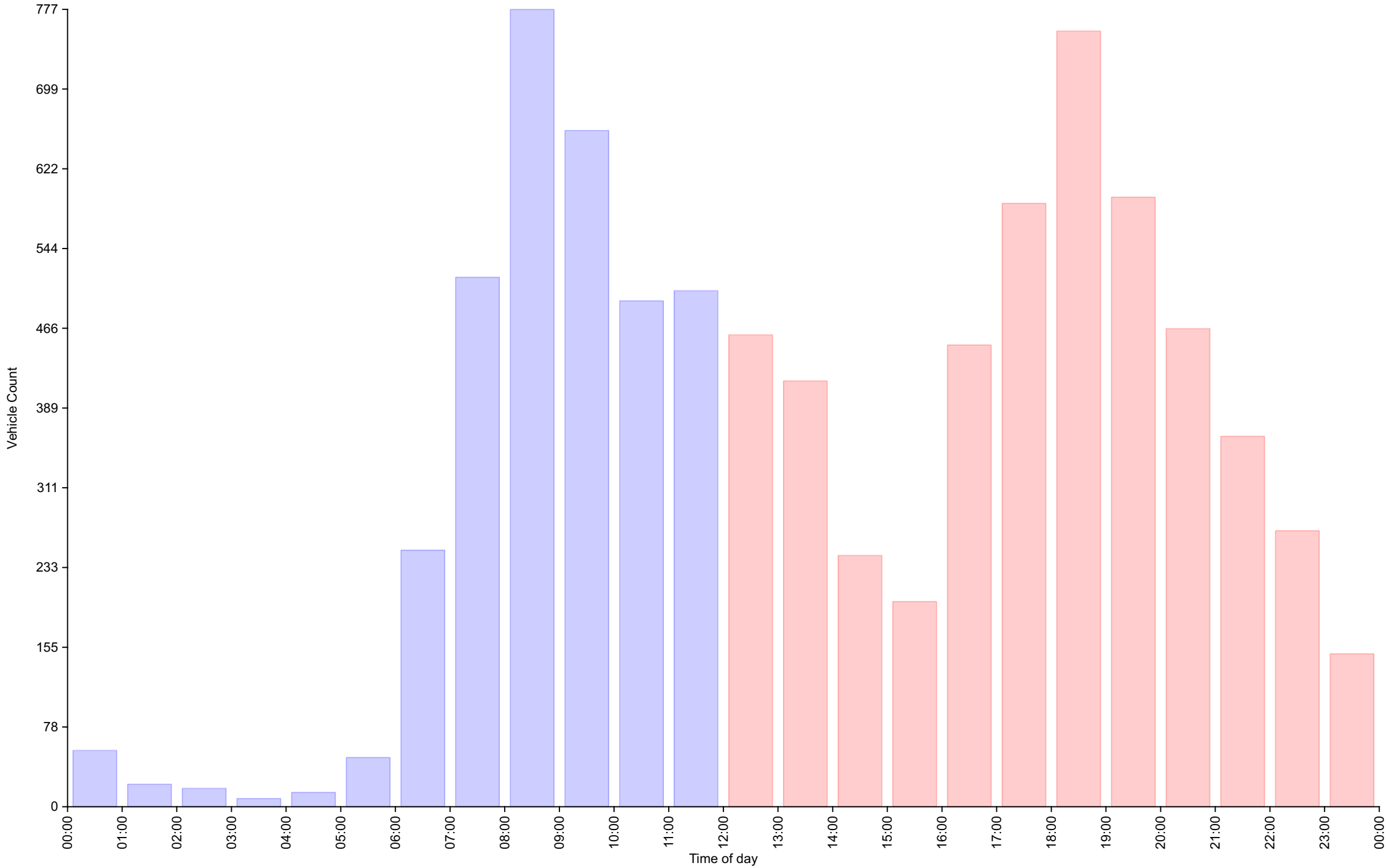
	<15	15 20	20 25	25 30	30 35	35 40	40 45	45 50	50 55	55 60	60 65	65 70	>70	Total	85th Percentile
00:00	0	0	0	16	25	9	2	1	1	1	0	0	0	55	36.7
01:00	0	0	0	1	10	9	1	0	1	0	0	0	0	22	37.7
02:00	0	0	0	2	11	3	1	0	0	1	0	0	0	18	36.6
03:00	0	0	0	2	4	0	2	0	0	0	0	0	0	8	36.8
04:00	0	0	0	2	5	5	2	0	0	0	0	0	0	14	37.9
05:00	0	0	0	9	21	10	5	2	1	0	0	0	0	48	39.8
06:00	0	0	2	57	134	49	8	0	0	0	0	0	0	250	35.3
07:00	0	0	1	168	309	35	1	1	1	0	0	0	0	516	32.8
08:00	0	2	14	418	321	21	1	0	0	0	0	0	0	777	31.0
09:00	0	3	12	316	301	23	3	1	0	0	0	0	0	659	31.8
10:00	0	1	6	207	255	22	2	0	0	0	0	0	0	493	32.1
11:00	0	0	6	191	260	43	3	0	0	0	0	0	0	503	32.8
12:00	0	0	9	188	237	23	3	0	0	0	0	0	0	460	32.0
13:00	0	0	5	156	225	27	2	0	0	0	0	0	0	415	32.5
14:00	0	2	1	102	127	12	1	0	0	0	0	0	0	245	31.9
15:00	0	1	6	82	102	8	1	0	0	0	0	0	0	200	32.0
16:00	0	0	1	168	249	28	3	1	0	0	0	0	0	450	32.4
17:00	0	1	9	261	294	19	2	2	0	0	0	0	0	588	31.8
18:00	0	1	18	354	352	28	3	0	0	0	0	0	0	756	31.8
19:00	0	2	7	223	312	45	5	0	0	0	0	0	0	594	32.6
20:00	0	0	8	119	288	43	6	1	0	0	0	1	0	466	33.2
21:00	0	0	2	99	208	40	7	2	1	1	1	0	0	361	33.9
22:00	0	0	0	67	161	23	11	5	1	0	0	1	0	269	34.1
23:00	0	0	1	34	82	26	4	2	0	0	0	0	0	149	35.2
AM Total	0	6	41	1389	1656	229	31	5	4	2	0	0	0		
PM Total	0	7	67	1853	2637	322	48	13	2	1	1	2	0		
Total	0	13	108	3242	4293	551	79	18	6	3	1	2	0		
Percent	0.00%	0.16%	1.30%	38.99%	51.62%	6.63%	0.95%	0.22%	0.07%	0.04%	0.01%	0.02%	0.00%		

Time of day

Total Vehicles : 8316
 30th Percentile : 28.3 MPH
 50th Percentile : 29.6 MPH
 85th Percentile : 32.6 MPH
 95th Percentile : 35.2 MPH
 Average Speed : 30.4 MPH
 Highest Speed : 66.6 MPH
 Speed Limit: 30 Mph
 Total Over Speed Limit: 59.6 % (4953 / 8316)

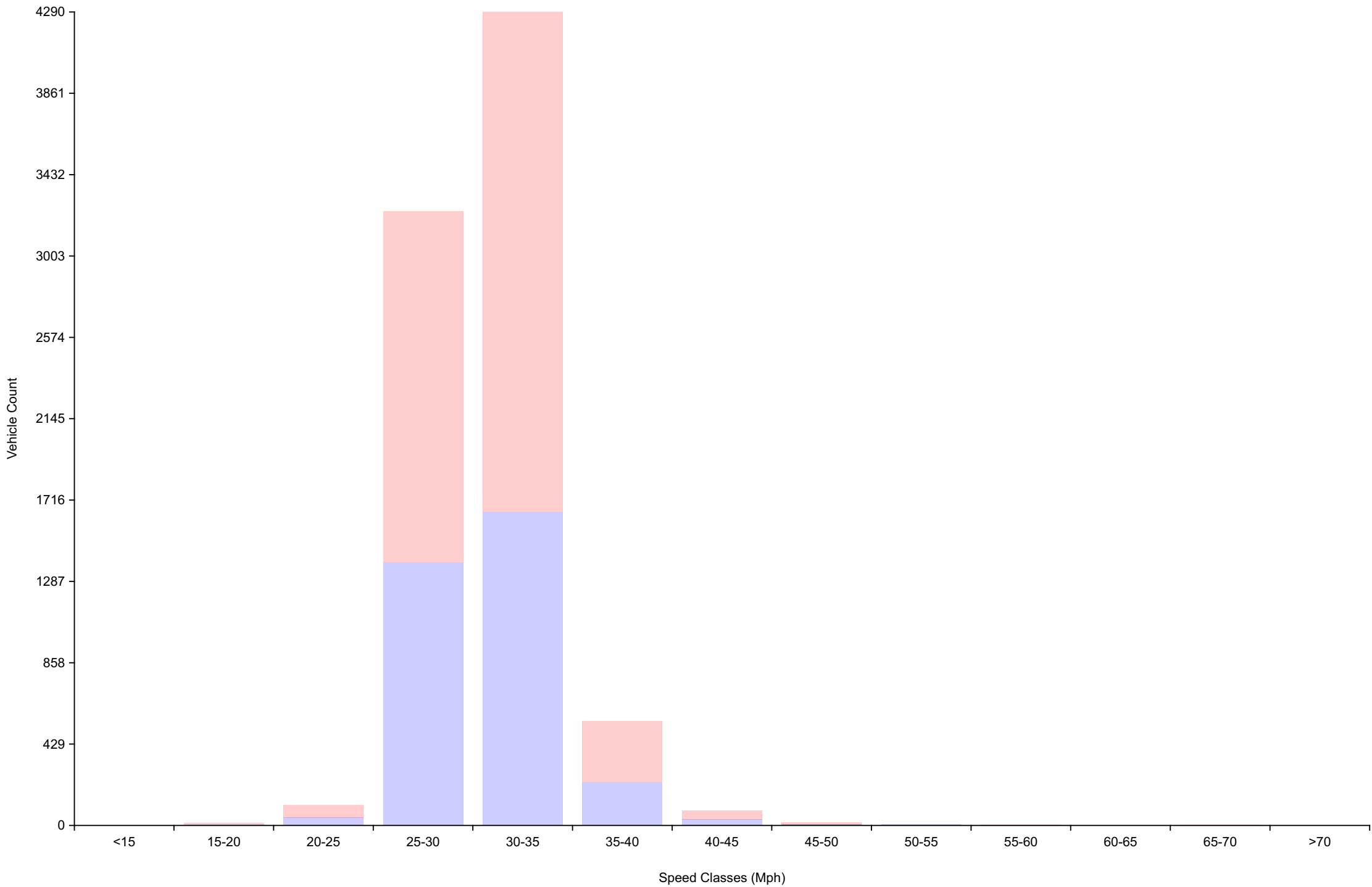
Vehicle Counts By Hour

Traffic Overview from Sun Jan 14 2024 to Thu Jan 18 2024
(60 Minute Resolution)



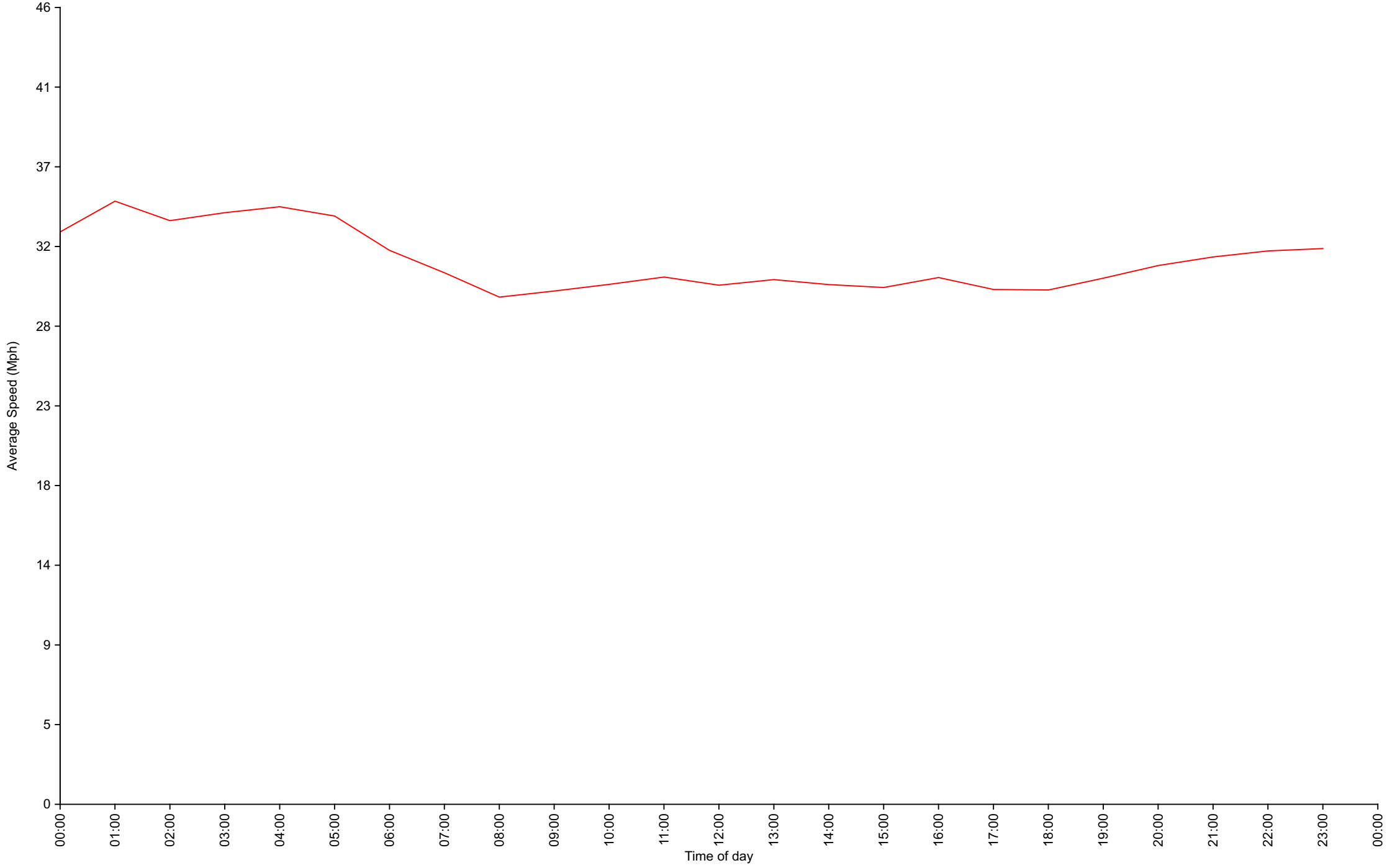
Vehicle Counts By Speed Class

Traffic Overview from Sun Jan 14 2024 to Thu Jan 18 2024



Average Speed By Hour

Traffic Overview from Sun Jan 14 2024 to Thu Jan 18 2024
(60 Minute Resolution)



Cumulative Speed Distribution Curve

Traffic Overview from Sun Jan 14 2024 to Thu Jan 18 2024

