

Traffic Report

Bridge facing Northover

Traffic Overview from Sun Oct 29 2023 to Wed Nov 1 2023

Vehicle Speed Classes (Mph)

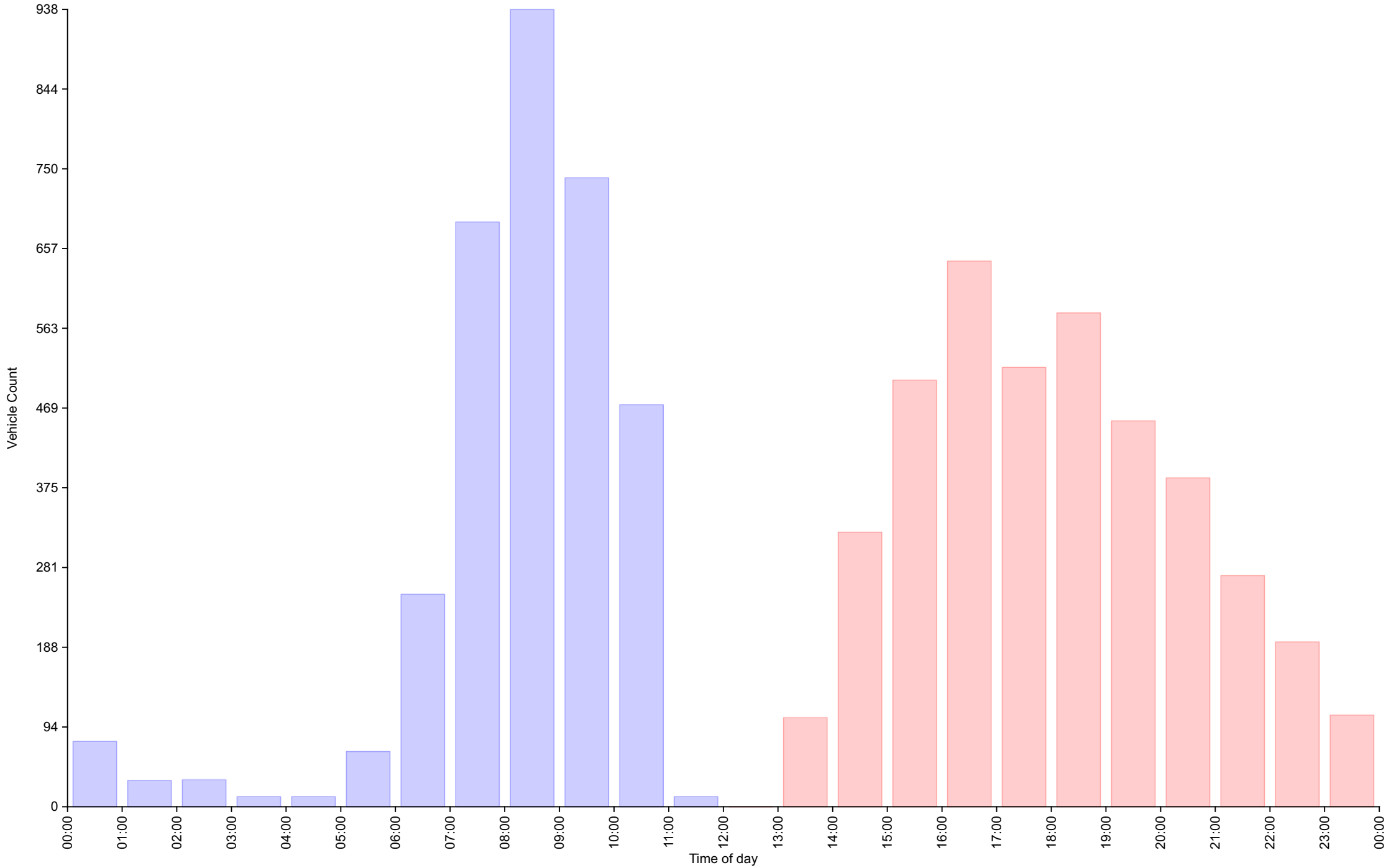
	<15	15 20	20 25	25 30	30 35	35 40	40 45	45 50	50 55	55 60	60 65	65 70	>70	Total	85th Percentile
00:00	0	0	1	12	38	17	4	3	2	0	0	0	0	77	37.4
01:00	0	0	0	4	14	7	4	1	1	0	0	0	0	31	39.5
02:00	0	0	0	10	10	5	3	4	0	0	0	0	0	32	42.4
03:00	0	0	0	3	2	4	0	2	0	0	0	0	1	12	45.2
04:00	0	0	1	2	4	4	1	0	0	0	0	0	0	12	38.2
05:00	0	0	0	7	38	12	7	1	0	0	0	0	0	65	37.6
06:00	0	0	2	61	112	54	15	5	1	0	0	0	0	250	36.3
07:00	0	0	10	210	404	56	7	0	0	0	1	0	0	688	33.0
08:00	0	0	28	431	441	33	4	1	0	0	0	0	0	938	31.8
09:00	0	3	11	315	349	60	1	1	0	0	0	0	0	740	32.6
10:00	0	1	12	186	241	29	4	0	0	0	0	0	0	473	32.5
11:00	0	0	0	6	6	0	0	0	0	0	0	0	0	12	30.2
12:00	0	0	0	0	0	0	0	0	0	0	0	0	0	0	0.0
13:00	0	0	4	25	61	14	1	0	0	0	0	0	0	105	33.9
14:00	0	0	5	130	160	28	0	0	0	0	0	0	0	323	32.6
15:00	0	1	6	202	245	42	4	2	0	0	0	0	0	502	32.8
16:00	0	0	1	274	317	46	4	0	0	0	0	0	0	642	32.6
17:00	0	1	18	245	222	27	3	1	0	0	0	0	0	517	32.1
18:00	0	2	20	230	293	32	3	0	1	0	0	0	0	581	32.4
19:00	0	1	7	170	230	45	1	0	0	0	0	0	0	454	33.2
20:00	1	0	7	143	193	31	11	1	0	0	0	0	0	387	33.3
21:00	0	0	4	73	161	27	5	1	0	1	0	0	0	272	33.6
22:00	0	0	5	45	102	29	10	2	1	0	0	0	0	194	37.1
23:00	0	0	0	21	51	25	7	2	2	0	0	0	0	108	37.2
AM Total	0	4	65	1247	1659	281	50	18	4	0	1	0	1		
PM Total	1	5	77	1558	2035	346	49	9	4	1	0	0	0		
Total	1	9	142	2805	3694	627	99	27	8	1	1	0	1		
Percent	0.01%	0.12%	1.92%	37.83%	49.82%	8.46%	1.34%	0.36%	0.11%	0.01%	0.01%	0.00%	0.01%		

Time of day

Total Vehicles : 7415
 30th Percentile : 28.3 MPH
 50th Percentile : 29.7 MPH
 85th Percentile : 33.0 MPH
 95th Percentile : 35.9 MPH
 Average Speed : 30.6 MPH
 Highest Speed : 79.0 MPH
 Speed Limit: 30 Mph
 Total Over Speed Limit: 60.1 % (4458 / 7415)

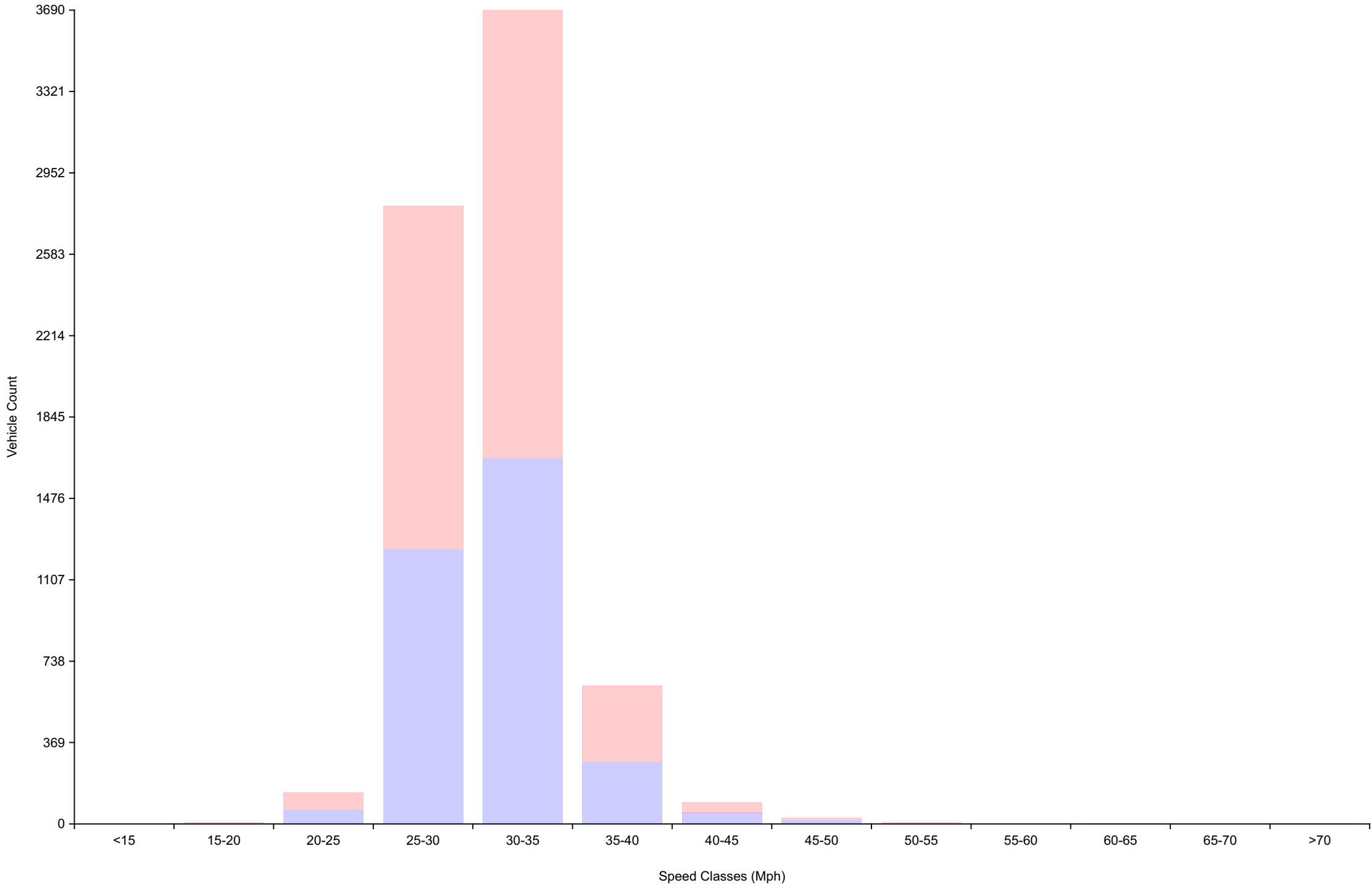
Vehicle Counts By Hour

Traffic Overview from Sun Oct 29 2023 to Wed Nov 1 2023
(60 Minute Resolution)



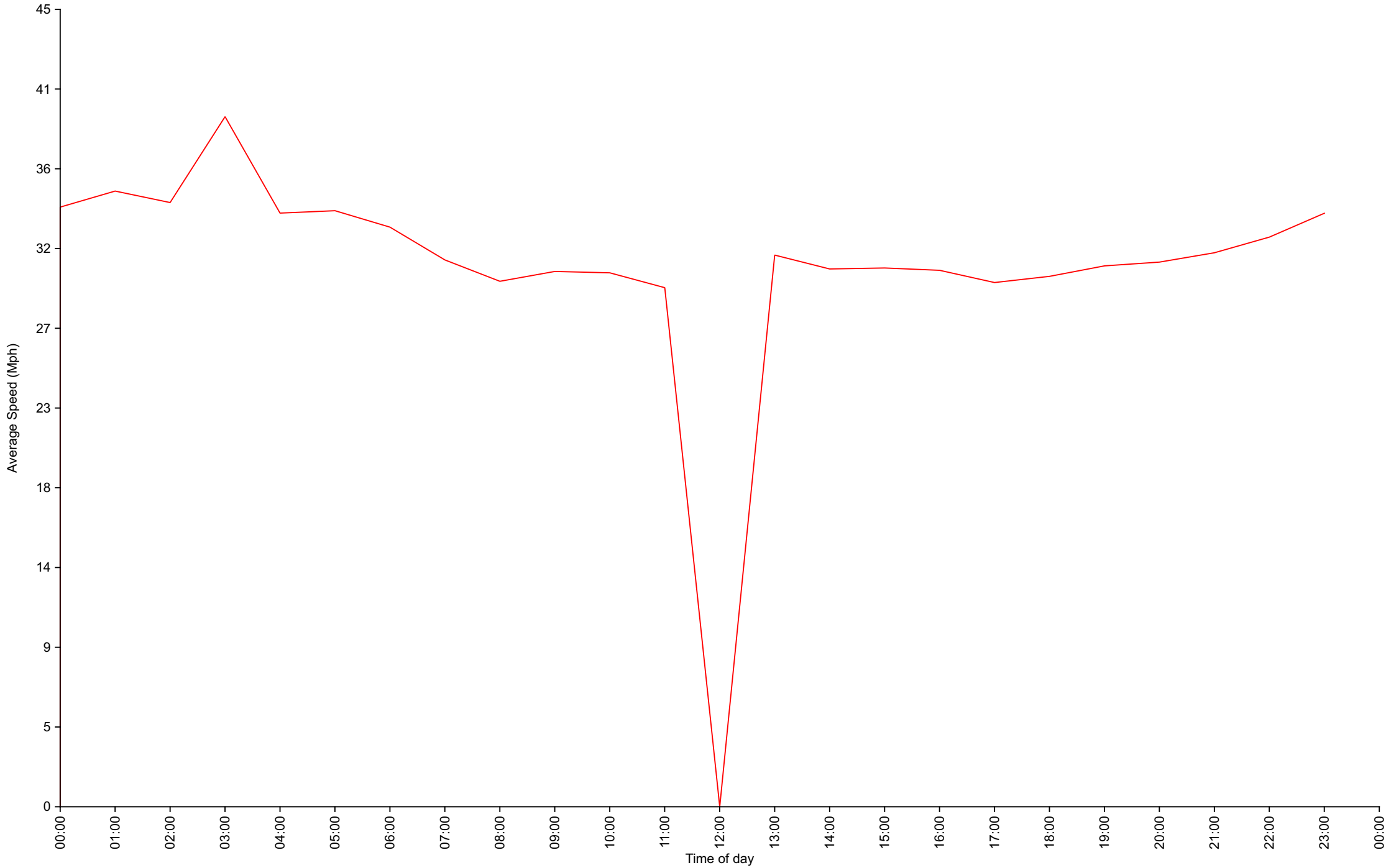
Vehicle Counts By Speed Class

Traffic Overview from Sun Oct 29 2023 to Wed Nov 1 2023



Average Speed By Hour

Traffic Overview from Sun Oct 29 2023 to Wed Nov 1 2023
(60 Minute Resolution)



Cumulative Speed Distribution Curve

Traffic Overview from Sun Oct 29 2023 to Wed Nov 1 2023

