

# Traffic Report

## Bridge facing Northover

### Traffic Overview from Sun Oct 8 2023 to Sat Oct 14 2023

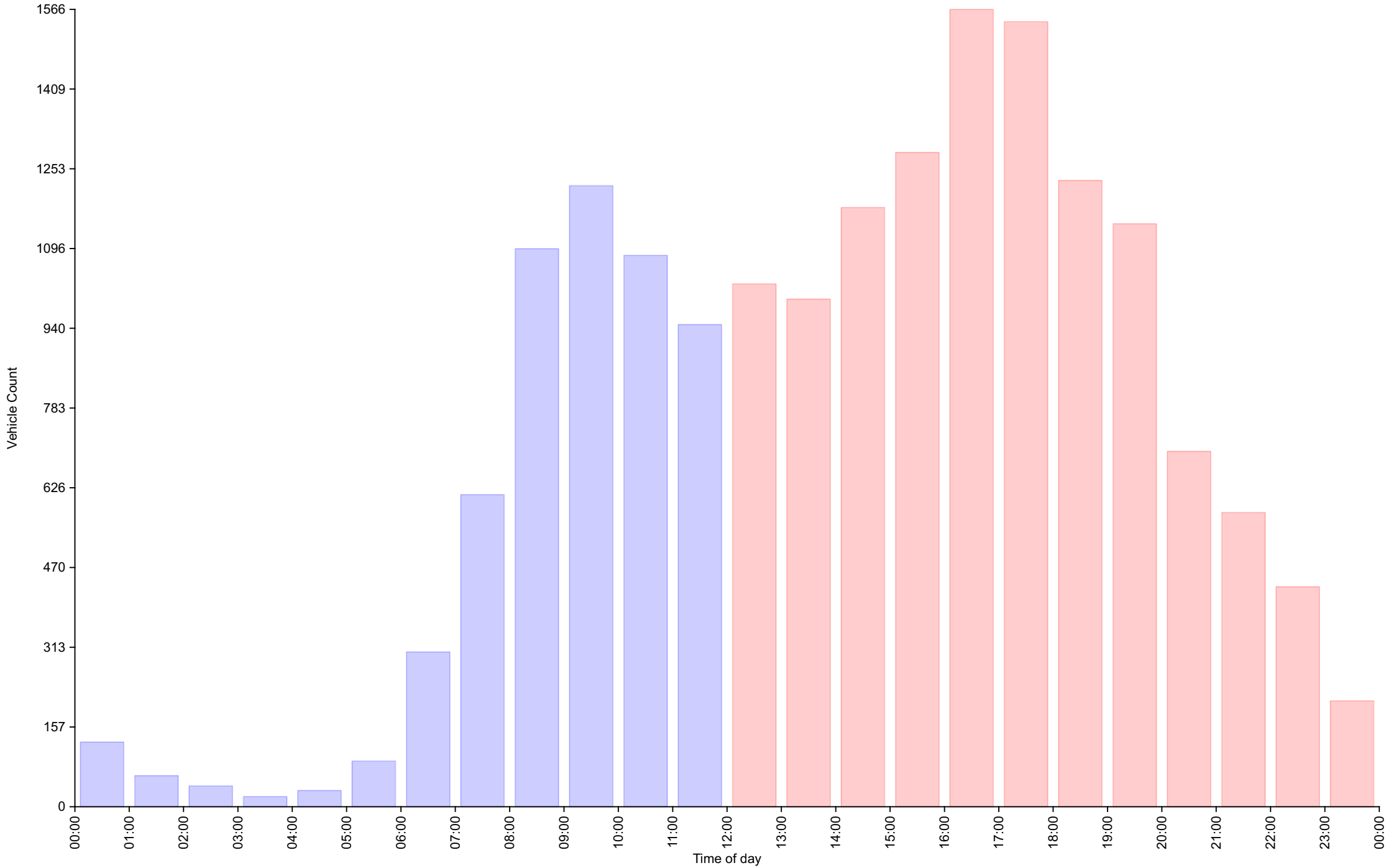
#### Vehicle Speed Classes (Mph)

	<15	15 20	20 25	25 30	30 35	35 40	40 45	45 50	50 55	55 60	60 65	65 70	>70	Total	85th Percentile
00:00	0	0	5	39	53	22	6	<b>2</b>	0	0	0	0	0	127	36.6
01:00	0	1	1	12	26	13	7	0	0	<b>1</b>	0	0	0	61	37.8
02:00	0	0	2	12	16	8	0	1	1	0	0	<b>1</b>	0	41	36.4
03:00	0	0	0	2	7	4	4	1	<b>2</b>	0	0	0	0	20	<b>43.0</b>
04:00	0	0	0	9	13	5	3	2	0	0	0	0	0	32	39.1
05:00	0	0	2	15	40	21	10	2	0	0	0	0	0	90	37.8
06:00	0	0	8	87	156	<b>44</b>	8	1	0	0	0	0	0	304	34.4
07:00	<b>1</b>	3	22	271	269	32	<b>15</b>	0	0	0	0	0	0	613	32.7
08:00	0	4	93	635	<b>347</b>	15	1	1	0	0	0	0	0	1096	30.6
09:00	0	7	137	<b>743</b>	312	17	4	0	0	0	0	0	0	<b>1220</b>	30.3
10:00	0	<b>15</b>	134	683	236	15	0	0	0	0	0	0	0	1083	30.0
11:00	1	12	<b>162</b>	582	186	4	0	0	0	0	0	0	0	947	29.6
12:00	0	6	187	607	219	8	0	0	0	0	0	0	0	1027	29.8
13:00	0	<b>10</b>	141	604	218	23	1	0	0	0	0	0	0	997	30.0
14:00	1	8	128	757	272	11	0	0	0	0	0	0	0	1177	30.0
15:00	0	10	165	796	292	21	1	0	0	0	0	0	0	1285	30.1
16:00	2	8	215	<b>1020</b>	307	12	1	1	0	0	0	0	0	<b>1566</b>	29.7
17:00	2	9	<b>235</b>	980	298	18	0	0	0	0	0	0	0	1542	29.7
18:00	<b>10</b>	8	128	729	333	21	0	1	0	0	0	0	0	1230	30.4
19:00	0	1	91	679	<b>340</b>	31	2	1	0	0	0	0	0	1145	30.7
20:00	0	4	62	350	249	29	3	0	0	<b>1</b>	0	0	0	698	31.7
21:00	0	5	28	254	245	39	5	<b>2</b>	0	0	0	0	0	578	32.5
22:00	0	4	7	167	193	<b>52</b>	<b>6</b>	2	<b>1</b>	0	0	0	0	432	33.8
23:00	0	0	4	74	104	20	5	1	0	0	0	0	0	208	<b>33.6</b>
AM Total	2	42	566	<b>3090</b>	1661	200	58	10	3	1	0	1	0		
PM Total	15	73	1391	<b>7017</b>	3070	285	24	8	1	1	0	0	0		
Total	17	115	1957	<b>10107</b>	4731	485	82	18	4	2	0	1	0		
Percent	0.10%	0.66%	11.17%	<b>57.69%</b>	27.00%	2.77%	0.47%	0.10%	0.02%	0.01%	0.00%	0.01%	0.00%		

Total Vehicles : 17519  
 30th Percentile : 26.1 MPH  
 50th Percentile : 27.6 MPH  
 85th Percentile : 30.7 MPH  
 95th Percentile : 33.1 MPH  
 Average Speed : 28.2 MPH  
 Highest Speed : 64.5 MPH  
 Speed Limit: 30 Mph  
 Total Over Speed Limit: 30.4 % (5323 / 17519)

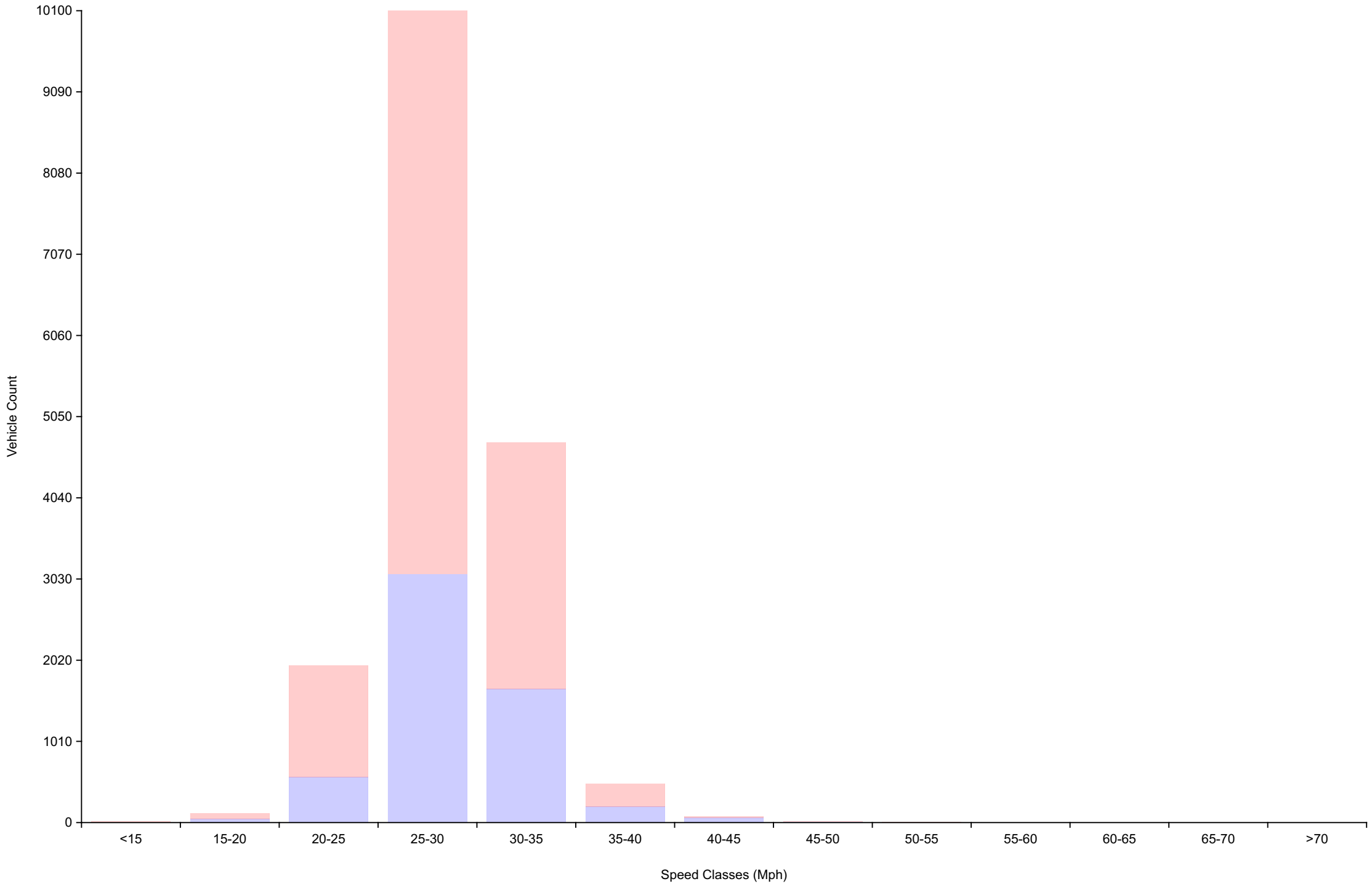
# Vehicle Counts By Hour

Traffic Overview from Sun Oct 8 2023 to Sat Oct 14 2023  
(60 Minute Resolution)



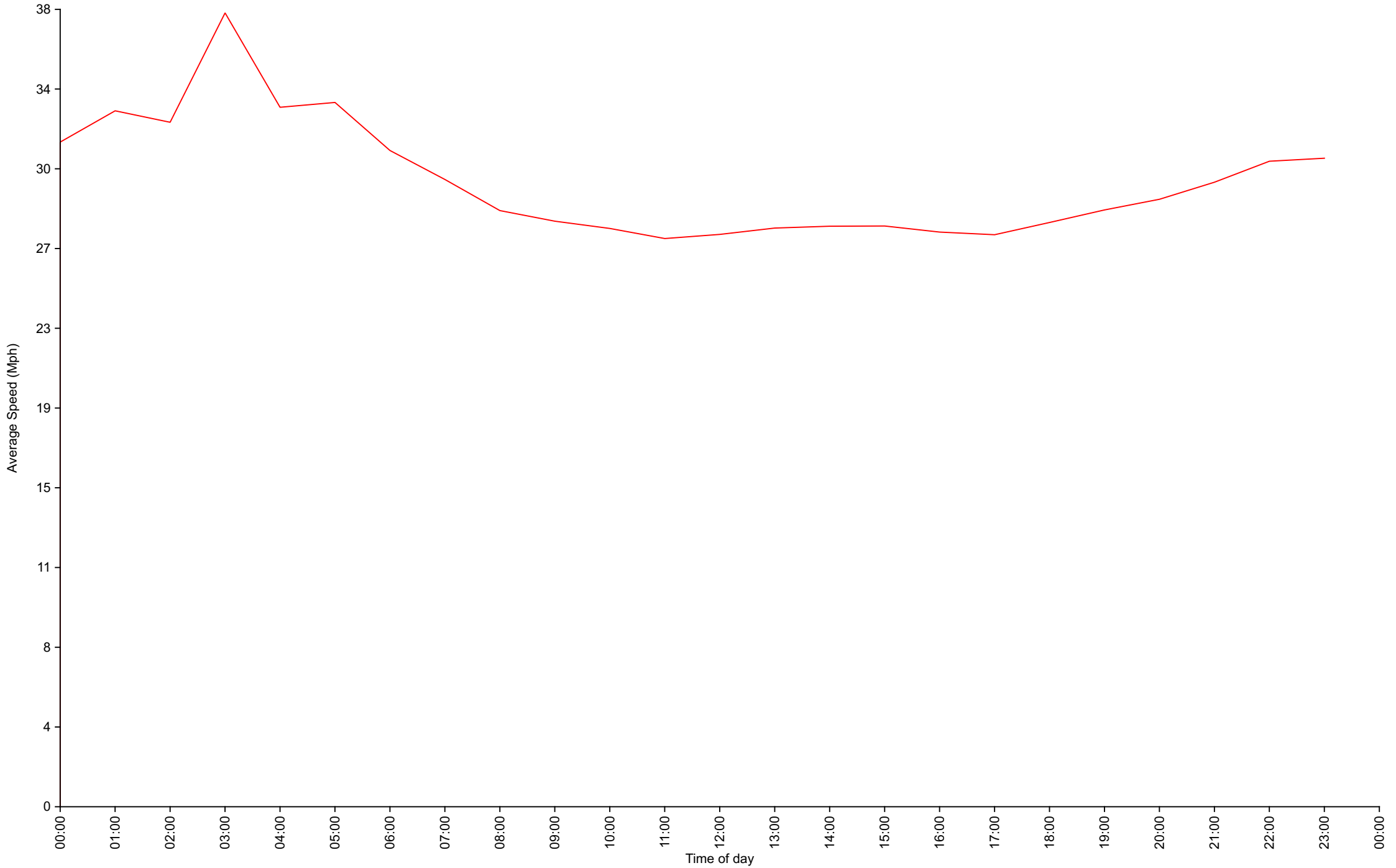
# Vehicle Counts By Speed Class

Traffic Overview from Sun Oct 8 2023 to Sat Oct 14 2023



# Average Speed By Hour

Traffic Overview from Sun Oct 8 2023 to Sat Oct 14 2023  
(60 Minute Resolution)



# Cumulative Speed Distribution Curve

Traffic Overview from Sun Oct 8 2023 to Sat Oct 14 2023

