

Traffic Report

Primary School crossing

Traffic Overview from Sun Sep 10 2023 to Thu Sep 14 2023

Vehicle Speed Classes (Mph)

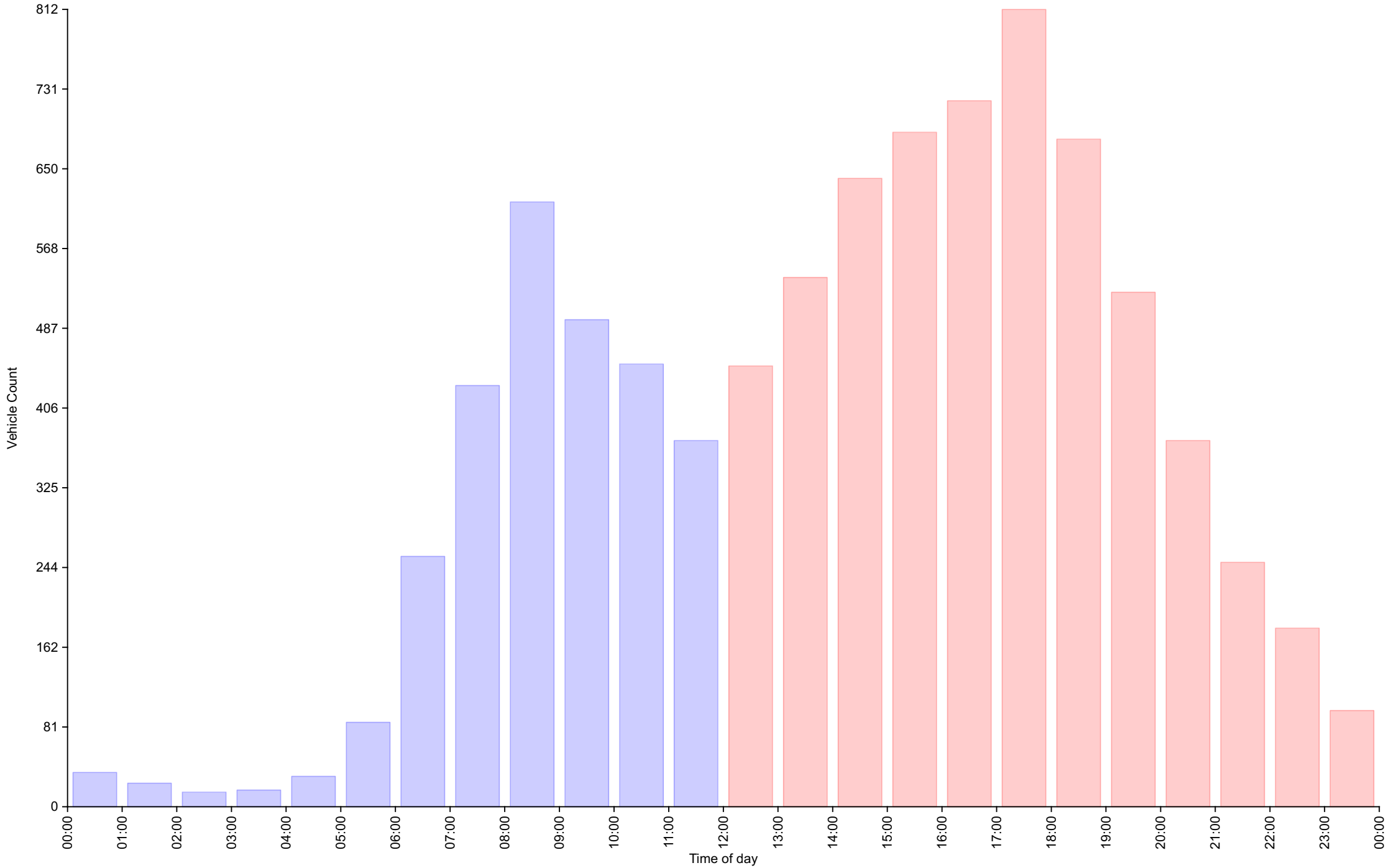
| | <15 | 15 20 | 20 25 | 25 30 | 30 35 | 35 40 | 40 45 | 45 50 | 50 55 | 55 60 | 60 65 | 65 70 | >70 | Total | 85th Percentile |
|----------|----------|-----------|------------|---------------|------------|-----------|----------|----------|----------|----------|----------|----------|-------|------------|--------------------|
| 00:00 | 0 | 0 | 1 | 9 | 18 | 4 | 2 | 1 | 0 | 0 | 0 | 0 | 0 | 35 | 34.6 |
| 01:00 | 0 | 0 | 2 | 7 | 10 | 4 | 0 | 1 | 0 | 0 | 0 | 0 | 0 | 24 | 34.4 |
| 02:00 | 0 | 0 | 1 | 4 | 8 | 2 | 0 | 0 | 0 | 0 | 0 | 0 | 0 | 15 | 33.9 |
| 03:00 | 0 | 0 | 1 | 6 | 6 | 4 | 0 | 0 | 0 | 0 | 0 | 0 | 0 | 17 | 35.4 |
| 04:00 | 0 | 0 | 1 | 10 | 14 | 5 | 1 | 0 | 0 | 0 | 0 | 0 | 0 | 31 | 34.9 |
| 05:00 | 0 | 0 | 1 | 42 | 30 | 11 | 1 | 0 | 1 | 0 | 0 | 0 | 0 | 86 | 34.0 |
| 06:00 | 0 | 1 | 11 | 126 | 97 | 20 | 0 | 0 | 0 | 0 | 0 | 0 | 0 | 255 | 32.2 |
| 07:00 | 1 | 1 | 24 | 197 | 159 | 40 | 7 | 0 | 0 | 0 | 0 | 0 | 0 | 429 | 32.8 |
| 08:00 | 0 | 5 | 62 | 340 | 193 | 16 | 0 | 0 | 0 | 0 | 0 | 0 | 0 | 616 | 30.6 |
| 09:00 | 0 | 15 | 137 | 271 | 67 | 5 | 1 | 0 | 0 | 0 | 0 | 0 | 0 | 496 | 29.0 |
| 10:00 | 0 | 4 | 71 | 260 | 104 | 11 | 1 | 0 | 0 | 0 | 0 | 0 | 0 | 451 | 30.2 |
| 11:00 | 0 | 7 | 69 | 220 | 71 | 6 | 0 | 0 | 0 | 0 | 0 | 0 | 0 | 373 | 29.8 |
| 12:00 | 0 | 6 | 75 | 268 | 88 | 11 | 1 | 0 | 0 | 0 | 0 | 0 | 0 | 449 | 30.0 |
| 13:00 | 0 | 6 | 95 | 333 | 98 | 7 | 0 | 0 | 0 | 0 | 0 | 0 | 0 | 539 | 29.6 |
| 14:00 | 0 | 7 | 106 | 390 | 129 | 7 | 0 | 1 | 0 | 0 | 0 | 0 | 0 | 640 | 29.8 |
| 15:00 | 0 | 10 | 128 | 419 | 113 | 16 | 1 | 0 | 0 | 0 | 0 | 0 | 0 | 687 | 29.6 |
| 16:00 | 0 | 10 | 177 | 397 | 125 | 9 | 1 | 0 | 0 | 0 | 0 | 0 | 0 | 719 | 29.4 |
| 17:00 | 0 | 7 | 93 | 504 | 197 | 9 | 1 | 1 | 0 | 0 | 0 | 0 | 0 | 812 | 30.1 |
| 18:00 | 0 | 3 | 77 | 379 | 204 | 16 | 1 | 0 | 0 | 0 | 0 | 0 | 0 | 680 | 30.6 |
| 19:00 | 0 | 3 | 52 | 298 | 149 | 18 | 3 | 0 | 1 | 0 | 0 | 0 | 0 | 524 | 30.9 |
| 20:00 | 0 | 3 | 43 | 198 | 109 | 18 | 1 | 1 | 0 | 0 | 0 | 0 | 0 | 373 | 31.0 |
| 21:00 | 0 | 3 | 32 | 133 | 71 | 10 | 0 | 0 | 0 | 0 | 0 | 0 | 0 | 249 | 31.6 |
| 22:00 | 0 | 3 | 20 | 76 | 59 | 19 | 1 | 4 | 0 | 0 | 0 | 0 | 0 | 182 | 33.6 |
| 23:00 | 0 | 0 | 8 | 42 | 39 | 7 | 0 | 1 | 1 | 0 | 0 | 0 | 0 | 98 | 32.6 |
| AM Total | 1 | 33 | 381 | 1492 | 777 | 128 | 13 | 2 | 1 | 0 | 0 | 0 | 0 | | |
| PM Total | 0 | 61 | 906 | 3437 | 1381 | 147 | 10 | 8 | 2 | 0 | 0 | 0 | 0 | | |
| Total | 1 | 94 | 1287 | 4929 | 2158 | 275 | 23 | 10 | 3 | 0 | 0 | 0 | 0 | | |
| Percent | 0.01% | 1.07% | 14.66% | 56.14% | 24.58% | 3.13% | 0.26% | 0.11% | 0.03% | 0.00% | 0.00% | 0.00% | 0.00% | | |

Time of day

Total Vehicles : 8780
 30th Percentile : 25.6 MPH
 50th Percentile : 27.2 MPH
 85th Percentile : 30.5 MPH
 95th Percentile : 33.1 MPH
 Average Speed : 27.8 MPH
 Highest Speed : 52.7 MPH
 Speed Limit: 30 Mph
 Total Over Speed Limit: 28.1 % (2469 / 8780)

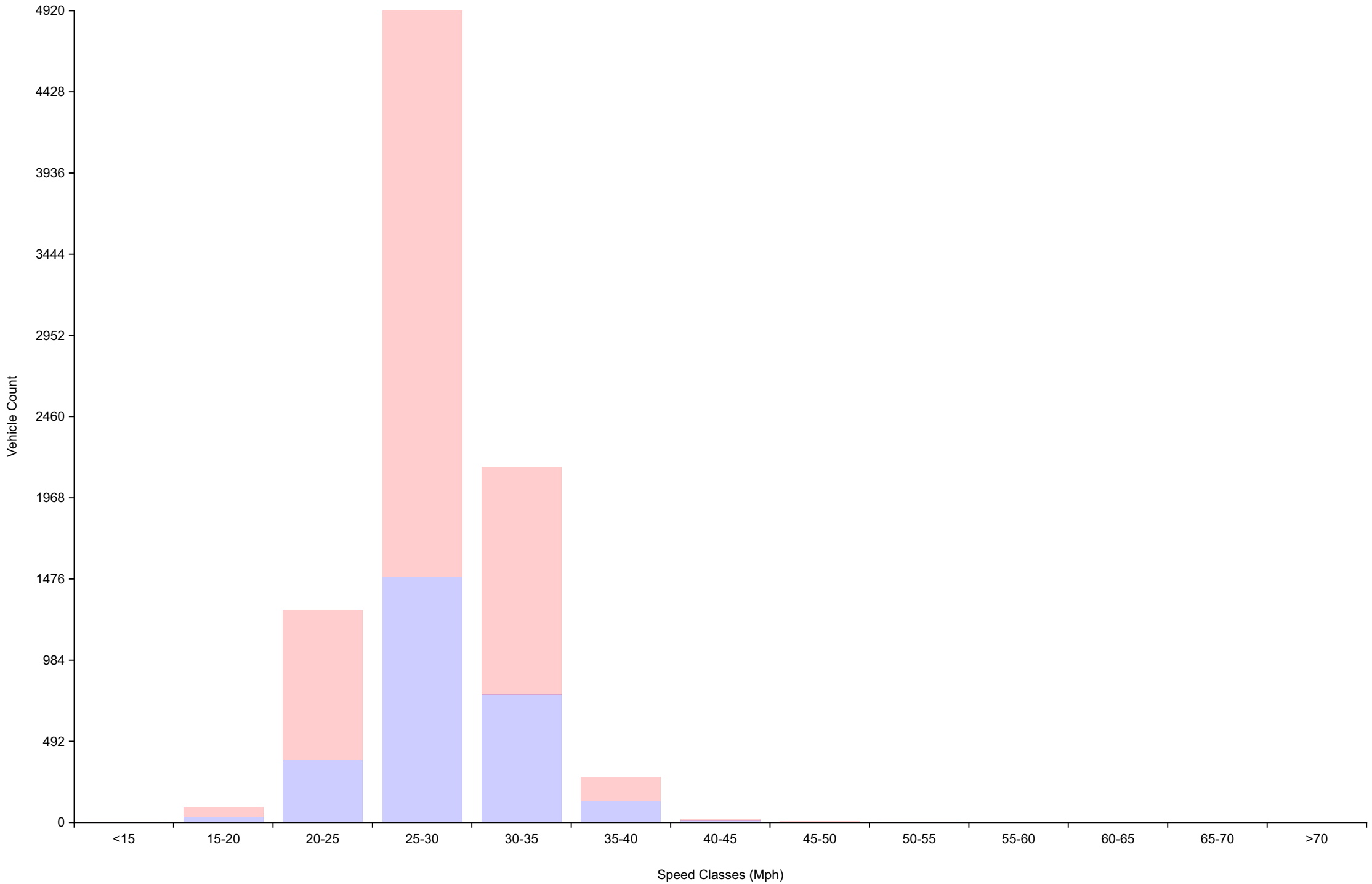
Vehicle Counts By Hour

Traffic Overview from Sun Sep 10 2023 to Thu Sep 14 2023
(60 Minute Resolution)



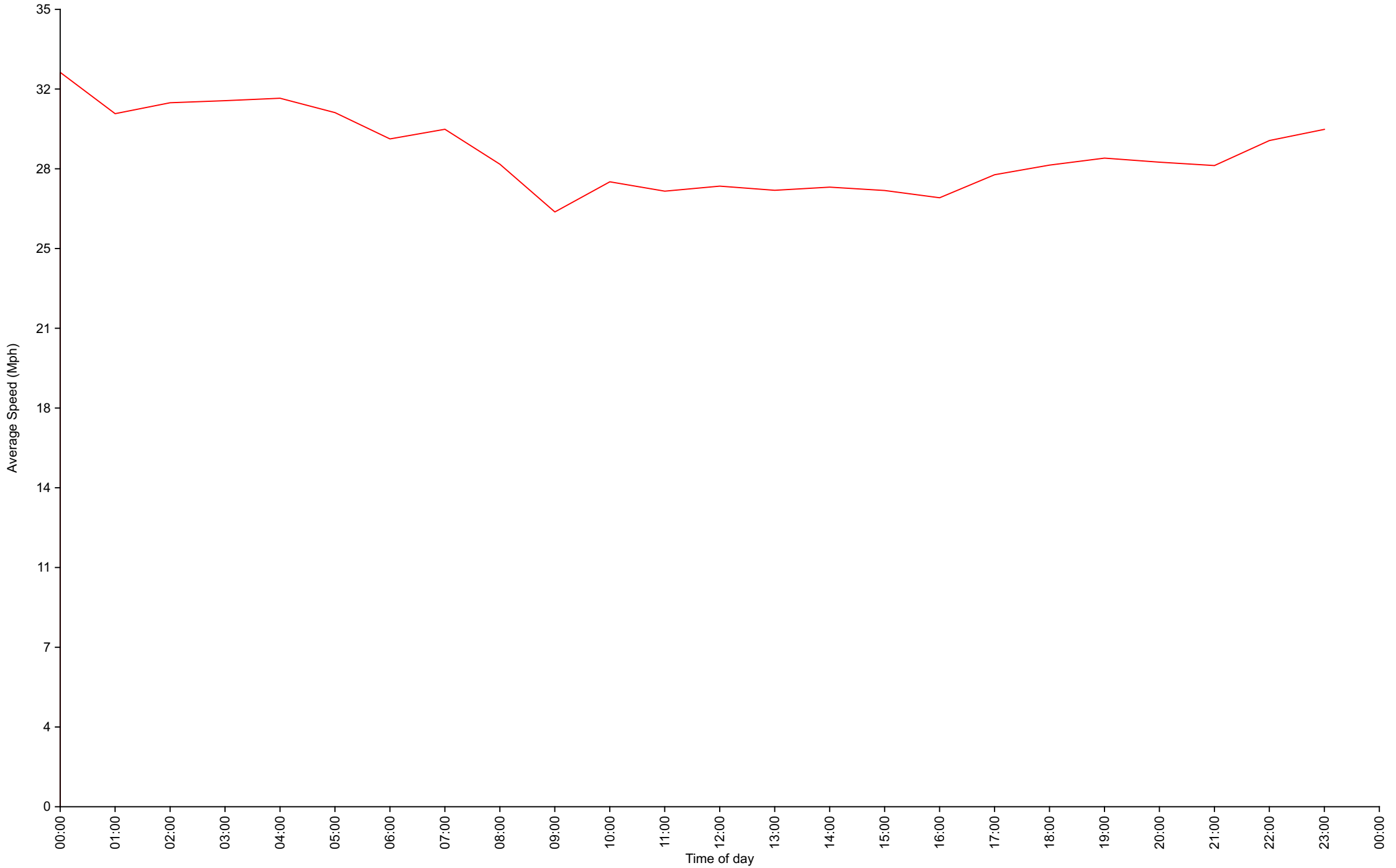
Vehicle Counts By Speed Class

Traffic Overview from Sun Sep 10 2023 to Thu Sep 14 2023



Average Speed By Hour

Traffic Overview from Sun Sep 10 2023 to Thu Sep 14 2023
(60 Minute Resolution)



Cumulative Speed Distribution Curve

Traffic Overview from Sun Sep 10 2023 to Thu Sep 14 2023

