

Traffic Report

Limington Road

Traffic Overview from Sun Aug 13 2023 to Sat Aug 19 2023

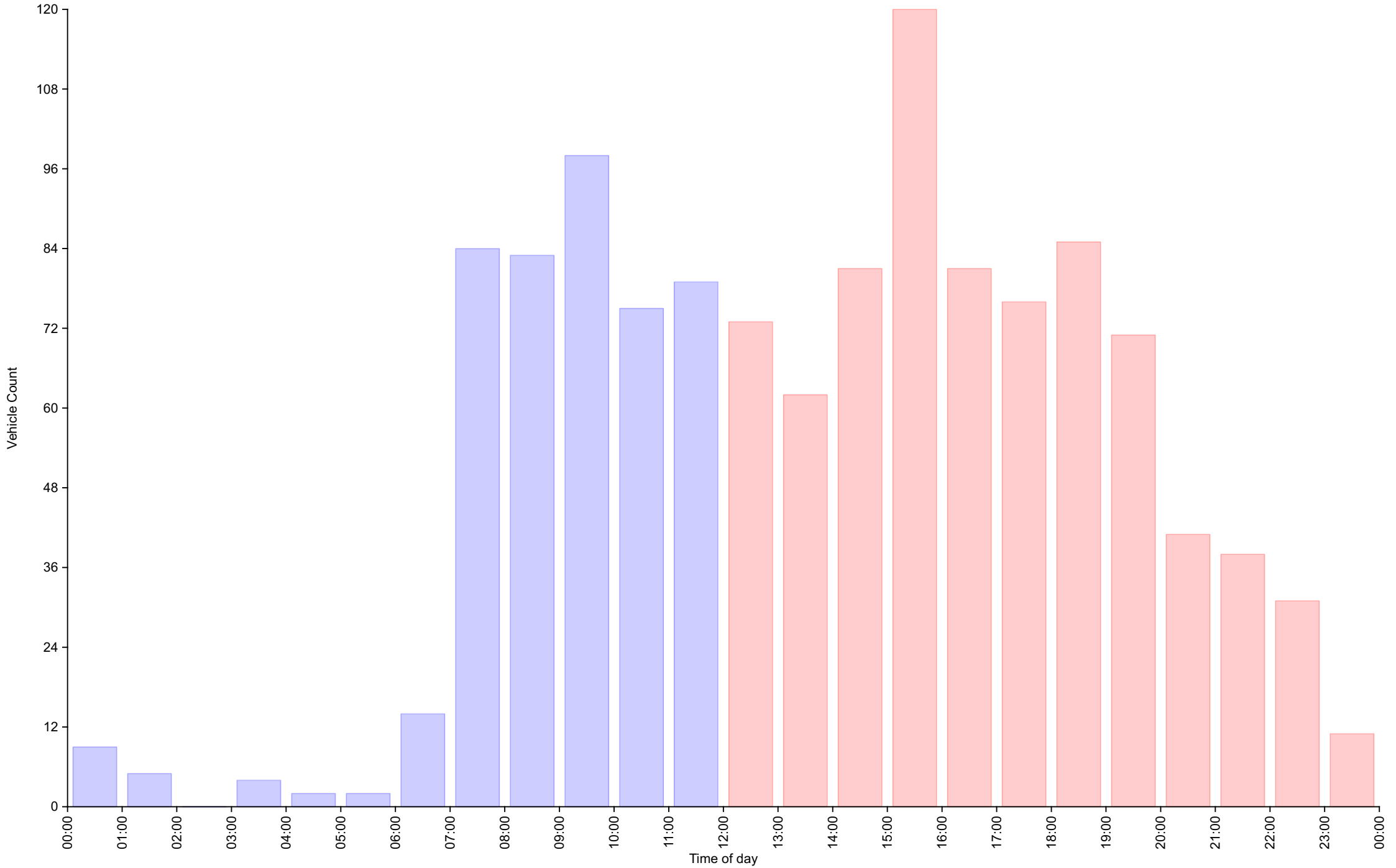
Vehicle Speed Classes (Mph)

	<15	15 20	20 25	25 30	30 35	35 40	40 45	45 50	50 55	55 60	60 65	65 70	>70	Total	85th Percentile
00:00	0	0	0	2	3	3	1	0	0	0	0	0	0	9	38.3
01:00	0	0	0	1	1	0	2	1	0	0	0	0	0	5	42.8
02:00	0	0	0	0	0	0	0	0	0	0	0	0	0	0	0.0
03:00	0	0	0	0	1	1	2	0	0	0	0	0	0	4	41.2
04:00	0	0	0	0	0	1	1	0	0	0	0	0	0	2	40.2
05:00	0	0	0	0	0	2	0	0	0	0	0	0	0	2	38.7
06:00	0	0	0	1	8	0	4	0	1	0	0	0	0	14	40.5
07:00	0	0	0	10	29	15	15	9	6	0	0	0	0	84	45.1
08:00	0	0	4	14	21	27	11	5	1	0	0	0	0	83	40.3
09:00	1	1	8	15	26	20	19	5	3	0	0	0	0	98	43.0
10:00	0	0	3	7	27	24	9	4	1	0	0	0	0	75	40.1
11:00	1	1	5	12	25	24	8	2	1	0	0	0	0	79	38.6
12:00	0	0	2	14	28	18	11	0	0	0	0	0	0	73	39.0
13:00	0	0	1	11	20	17	8	5	0	0	0	0	0	62	40.4
14:00	0	0	5	11	32	24	7	2	0	0	0	0	0	81	38.4
15:00	0	0	11	24	38	30	13	4	0	0	0	0	0	120	38.9
16:00	0	1	5	17	23	24	7	4	0	0	0	0	0	81	38.7
17:00	1	1	1	18	30	16	7	2	0	0	0	0	0	76	37.3
18:00	1	0	8	16	20	23	14	3	0	0	0	0	0	85	39.9
19:00	0	0	1	5	20	25	14	3	1	1	1	0	0	71	42.5
20:00	0	0	1	6	10	17	6	0	0	0	1	0	0	41	39.3
21:00	0	0	1	7	12	12	5	0	0	1	0	0	0	38	39.6
22:00	0	0	0	5	10	8	8	0	0	0	0	0	0	31	40.5
23:00	0	0	0	1	5	3	0	2	0	0	0	0	0	11	40.2
AM Total	2	2	20	62	141	117	72	26	13	0	0	0	0		
PM Total	2	2	36	135	248	217	100	25	1	2	2	0	0		
Total	4	4	56	197	389	334	172	51	14	2	2	0	0		
Percent	0.33%	0.33%	4.57%	16.08%	31.76%	27.27%	14.04%	4.16%	1.14%	0.16%	0.16%	0.00%	0.00%		

Total Vehicles : 1225
 30th Percentile : 30.6 MPH
 50th Percentile : 33.5 MPH
 85th Percentile : 40.0 MPH
 95th Percentile : 44.6 MPH
 Average Speed : 34.3 MPH
 Highest Speed : 63.1 MPH
 Speed Limit: 30 Mph
 Total Over Speed Limit: 78.7 % (964 / 1225)

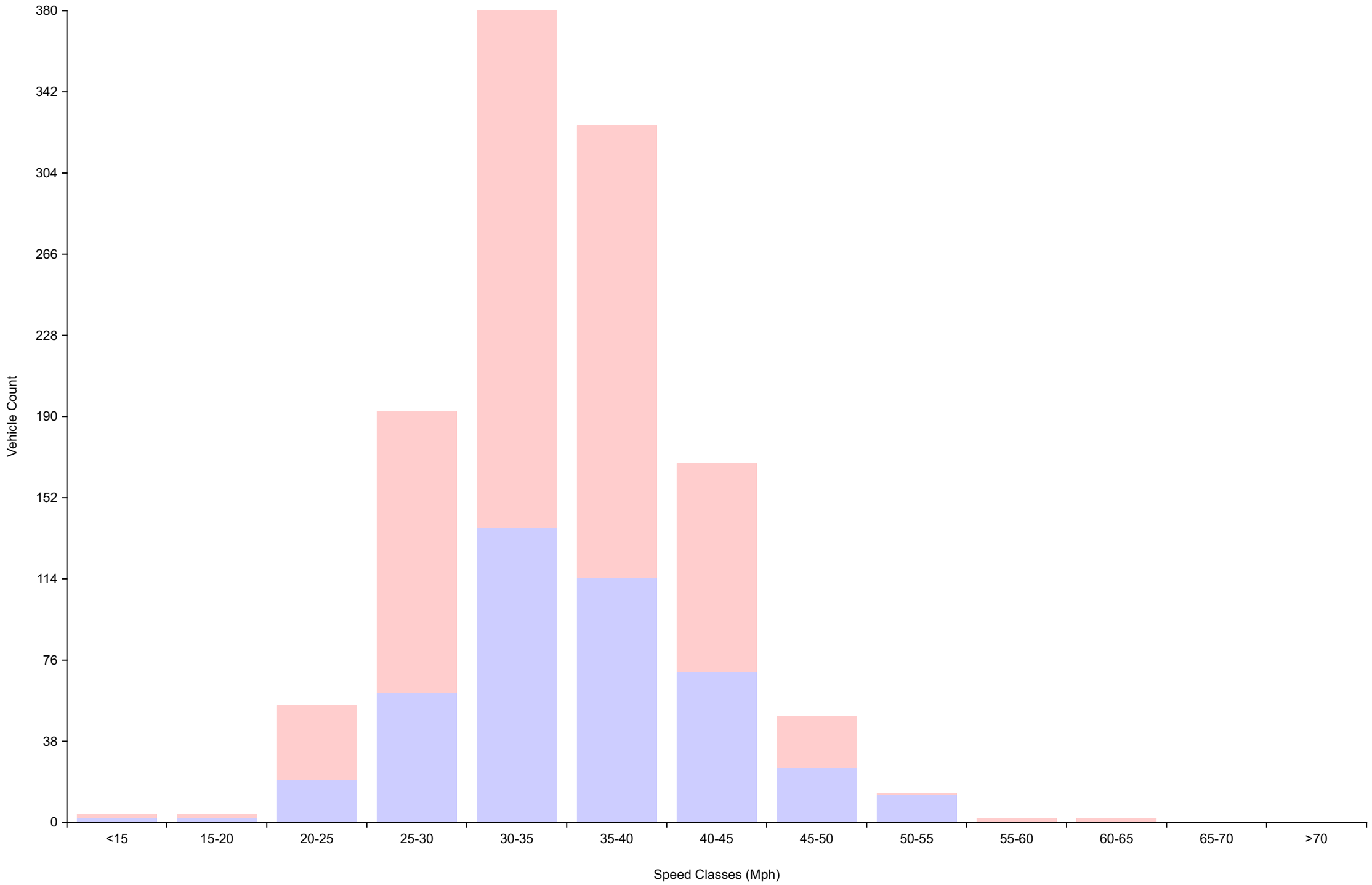
Vehicle Counts By Hour

Traffic Overview from Sun Aug 13 2023 to Sat Aug 19 2023
(60 Minute Resolution)



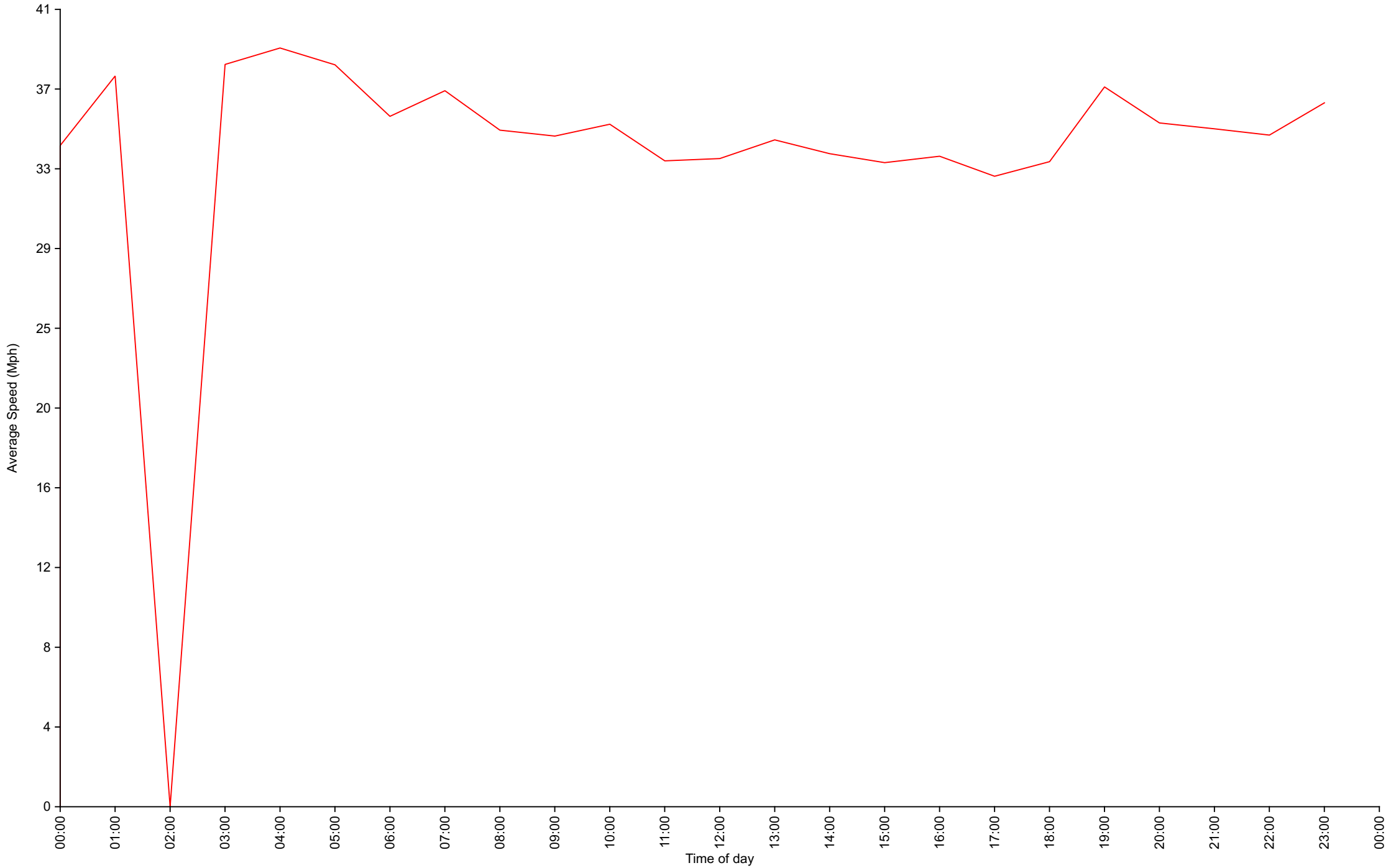
Vehicle Counts By Speed Class

Traffic Overview from Sun Aug 13 2023 to Sat Aug 19 2023



Average Speed By Hour

Traffic Overview from Sun Aug 13 2023 to Sat Aug 19 2023
(60 Minute Resolution)



Cumulative Speed Distribution Curve

Traffic Overview from Sun Aug 13 2023 to Sat Aug 19 2023

