

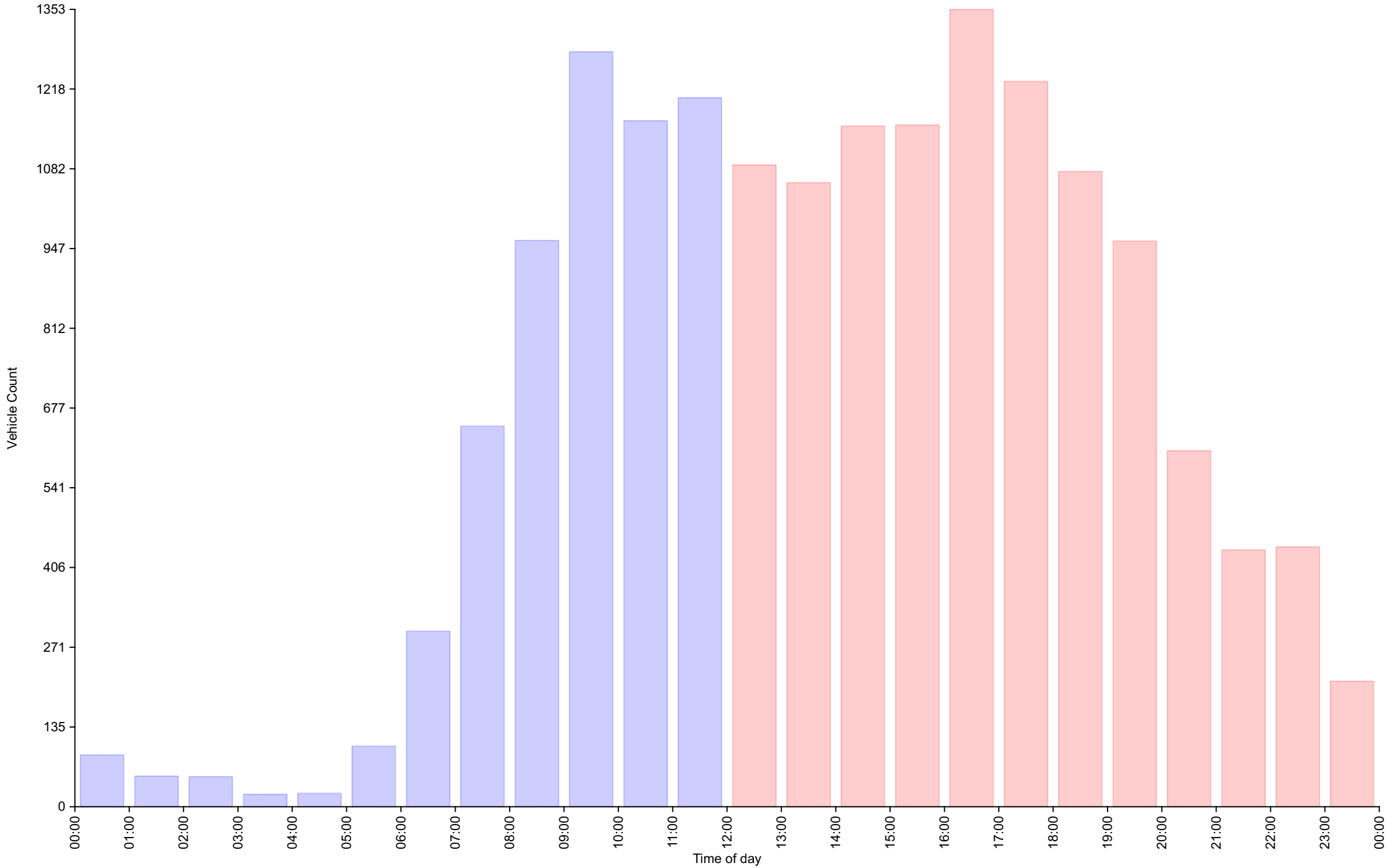
**Traffic Report**  
 Bridge facing Northover  
 Traffic Overview from Sun Jul 2 2023 to Fri Jul 7 2023  
*Vehicle Speed Classes (Mph)*

	<15	15 20	20 25	25 30	30 35	35 40	40 45	45 50	50 55	55 60	60 65	65 70	>70	Total	85th Percentile
00:00	0	0	4	22	41	13	5	<b>2</b>	<b>1</b>	0	0	0	0	88	37.3
01:00	0	2	0	20	21	9	0	0	0	0	0	0	0	52	35.0
02:00	0	0	1	22	17	10	0	0	0	0	<b>1</b>	0	0	51	35.8
03:00	0	0	0	7	11	3	0	0	0	0	0	0	0	21	33.7
04:00	0	0	0	6	11	2	3	1	0	0	0	0	0	23	38.6
05:00	0	0	2	21	42	23	<b>11</b>	2	1	<b>1</b>	0	0	0	103	<b>39.0</b>
06:00	0	0	8	72	157	52	7	1	1	0	0	0	0	298	34.9
07:00	<b>1</b>	2	23	260	298	<b>60</b>	2	0	0	0	0	0	0	646	32.9
08:00	0	7	47	579	312	16	0	0	0	0	0	0	0	961	30.5
09:00	0	4	108	<b>821</b>	<b>330</b>	16	2	0	0	0	0	0	0	<b>1281</b>	30.2
10:00	1	5	<b>130</b>	719	291	15	2	1	0	0	0	0	0	1164	30.4
11:00	1	<b>9</b>	126	774	278	12	3	0	0	0	0	0	0	1203	30.0
12:00	2	<b>18</b>	129	681	249	9	0	1	0	0	0	0	0	1089	30.1
13:00	<b>4</b>	8	107	641	279	17	3	0	0	0	0	0	0	1059	30.5
14:00	0	10	165	685	273	20	2	0	0	0	0	0	0	1155	30.1
15:00	0	5	121	762	258	9	2	0	0	0	0	0	0	1157	29.9
16:00	1	8	<b>183</b>	<b>901</b>	250	9	1	0	0	0	0	0	0	<b>1353</b>	29.5
17:00	0	9	150	832	228	12	0	0	0	0	0	0	0	1231	29.5
18:00	0	6	84	629	338	18	3	0	0	0	0	0	0	1078	30.7
19:00	1	2	42	420	<b>442</b>	<b>47</b>	6	0	0	0	0	0	0	960	31.9
20:00	0	4	34	274	250	33	<b>7</b>	2	0	0	0	0	0	604	32.2
21:00	0	1	24	178	192	31	5	2	<b>1</b>	<b>2</b>	0	0	0	436	32.6
22:00	0	0	10	193	189	37	6	<b>5</b>	1	0	0	0	0	441	32.6
23:00	0	0	9	74	101	20	6	2	0	1	0	0	0	213	<b>33.6</b>
AM Total	3	29	449	<b>3323</b>	1809	231	35	7	3	1	1	0	0		
PM Total	8	71	1058	<b>6270</b>	3049	262	41	12	2	3	0	0	0		
Total	11	100	1507	<b>9593</b>	4858	493	76	19	5	4	1	0	0		
Percent	0.07%	0.60%	9.04%	<b>57.56%</b>	29.15%	2.96%	0.46%	0.11%	0.03%	0.02%	0.01%	0.00%	0.00%		

Total Vehicles : 16667  
 30th Percentile : 26.3 MPH  
 50th Percentile : 27.8 MPH  
 85th Percentile : 30.8 MPH  
 95th Percentile : 33.3 MPH  
 Average Speed : 28.4 MPH  
 Highest Speed : 60.9 MPH  
 Speed Limit: 30 Mph  
 Total Over Speed Limit: 32.7 % (5456 / 16667)

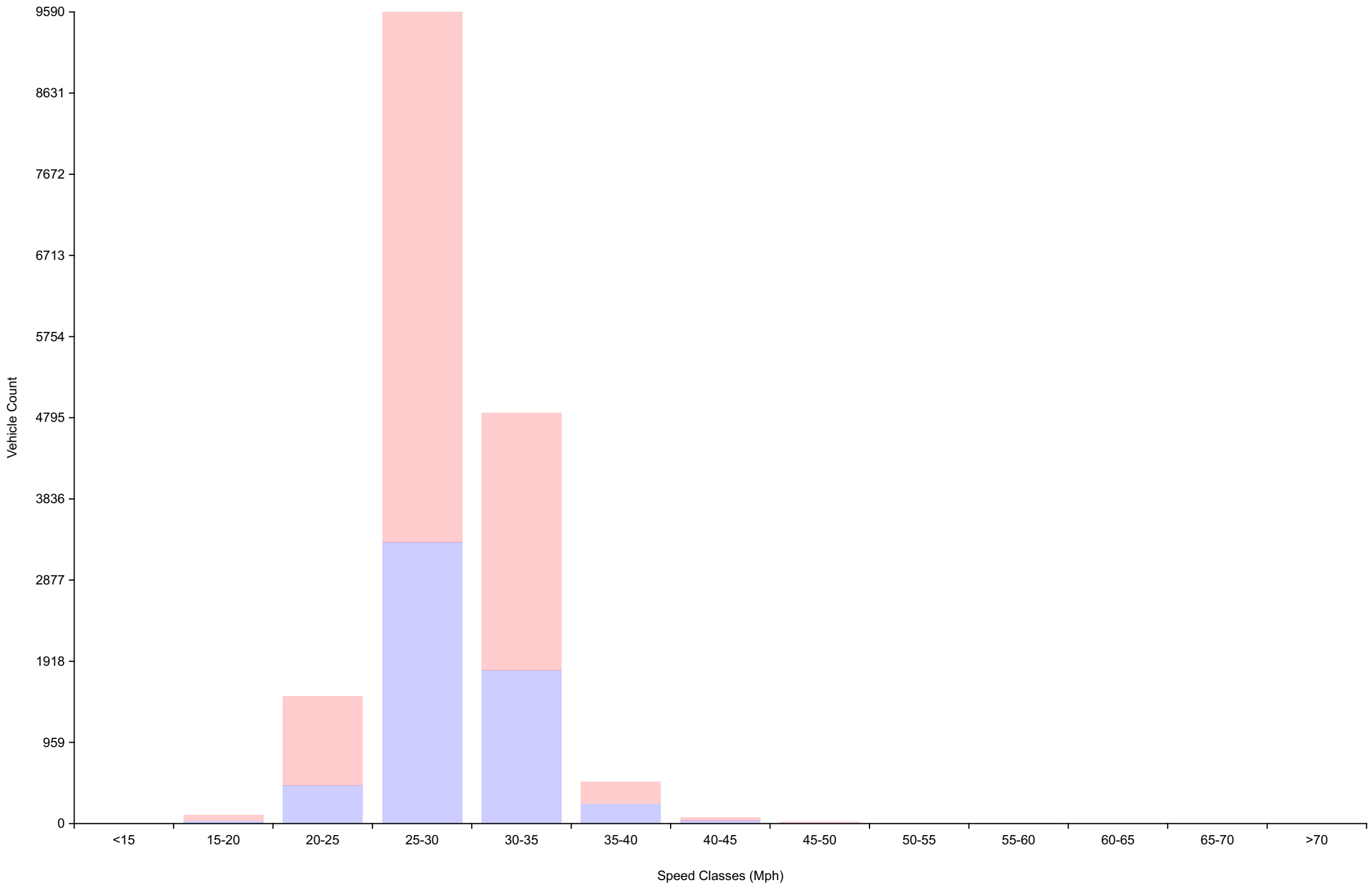
# Vehicle Counts By Hour

Traffic Overview from Sun Jul 2 2023 to Fri Jul 7 2023  
(60 Minute Resolution)



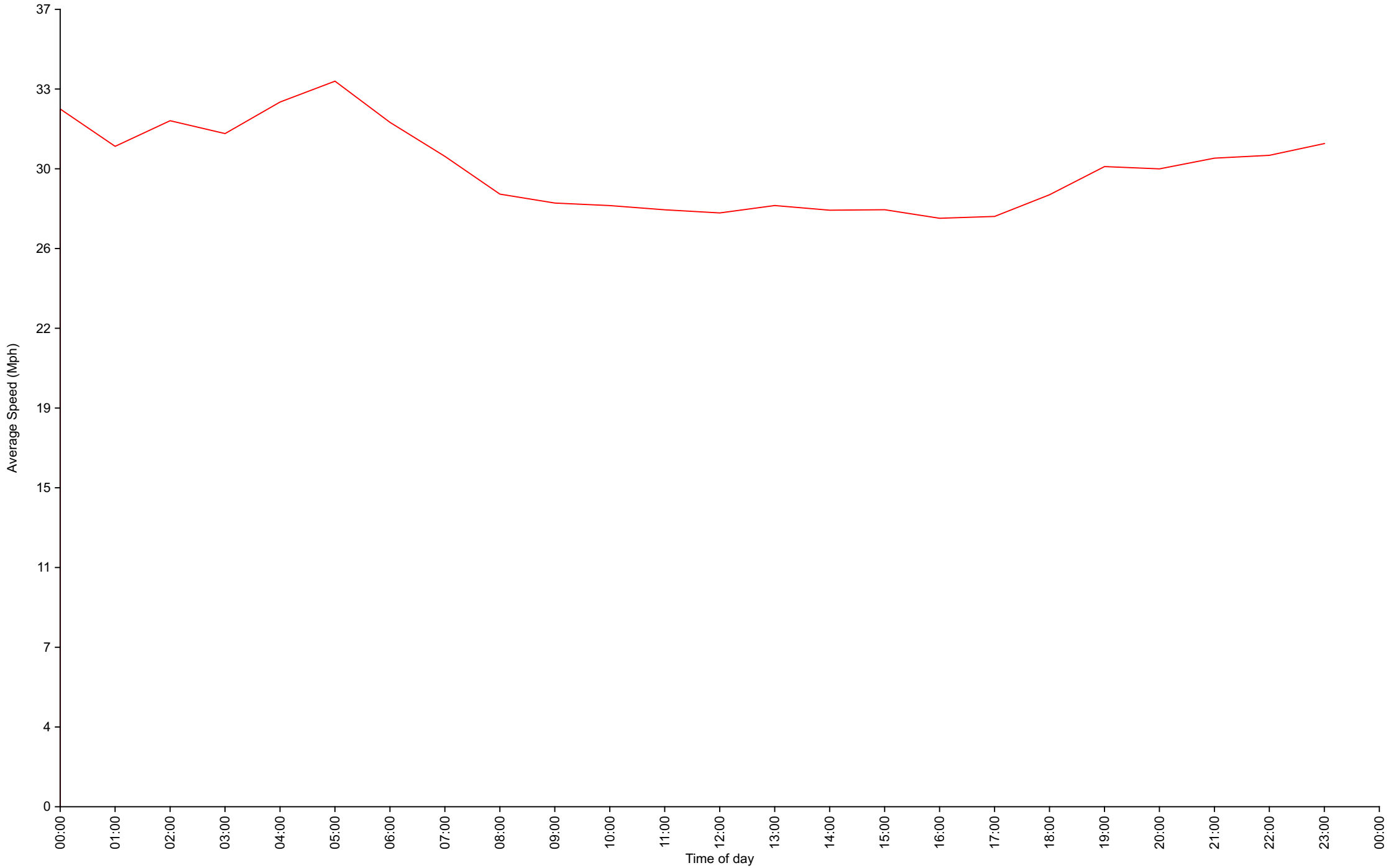
# Vehicle Counts By Speed Class

## Traffic Overview from Sun Jul 2 2023 to Fri Jul 7 2023



# Average Speed By Hour

Traffic Overview from Sun Jul 2 2023 to Fri Jul 7 2023  
(60 Minute Resolution)



# Cumulative Speed Distribution Curve

Traffic Overview from Sun Jul 2 2023 to Fri Jul 7 2023

