

# Traffic Report

## Northover roundabout heading to Somerton

### Traffic Overview from Sun Apr 30 2023 to Thu May 4 2023

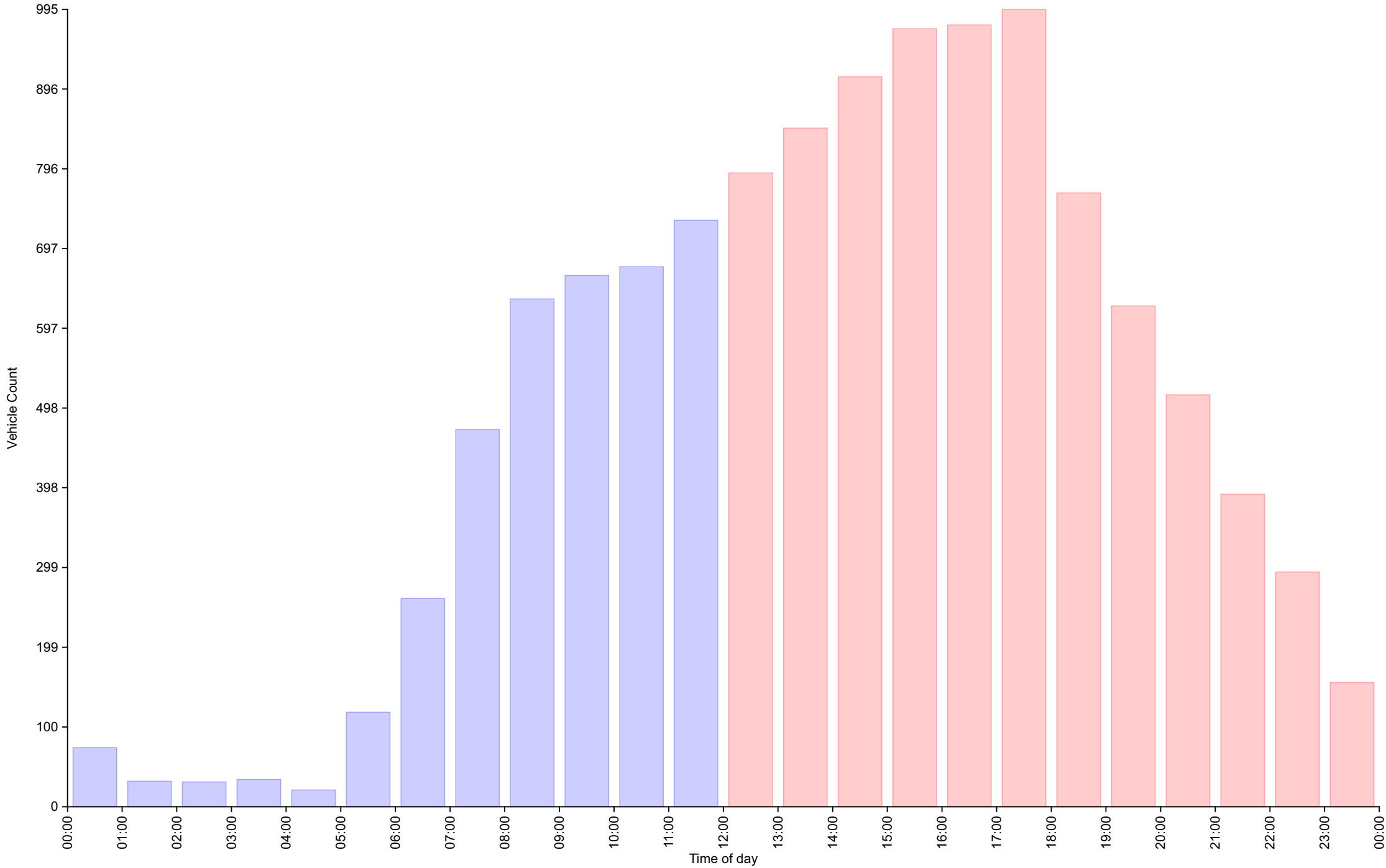
#### Vehicle Speed Classes (Mph)

	<15	15 20	20 25	25 30	30 35	35 40	40 45	45 50	50 55	55 60	60 65	65 70	>70	Total	85th Percentile
00:00	0	0	4	20	27	16	5	2	0	0	0	0	0	74	38.0
01:00	0	0	2	12	9	7	0	2	0	0	0	0	0	32	36.4
02:00	0	0	4	8	12	7	0	0	0	0	0	0	0	31	35.1
03:00	<b>1</b>	1	1	7	16	5	1	1	1	0	0	0	0	34	35.0
04:00	0	0	0	2	11	6	2	0	0	0	0	0	0	21	38.4
05:00	0	0	2	28	44	29	11	3	1	0	0	0	0	118	<b>38.1</b>
06:00	0	0	6	51	117	62	<b>20</b>	<b>4</b>	0	0	0	0	0	260	36.7
07:00	0	1	12	94	243	<b>101</b>	16	1	1	<b>1</b>	0	<b>1</b>	0	471	35.8
08:00	0	6	28	203	<b>338</b>	51	6	2	0	0	0	0	0	634	32.9
09:00	0	<b>10</b>	42	274	301	32	4	0	0	0	0	0	0	663	32.0
10:00	1	3	<b>44</b>	297	293	30	4	0	<b>2</b>	0	0	0	0	674	31.9
11:00	0	2	30	<b>351</b>	321	27	1	0	0	0	0	0	0	<b>732</b>	31.7
12:00	0	3	53	366	334	28	4	1	2	0	0	0	0	791	31.7
13:00	<b>1</b>	1	38	413	358	29	7	0	0	0	0	0	0	847	31.7
14:00	0	2	42	406	416	42	1	2	0	0	0	0	0	911	31.9
15:00	1	<b>8</b>	60	412	428	58	3	0	0	<b>1</b>	0	0	0	971	32.3
16:00	0	3	71	426	<b>429</b>	43	4	0	0	0	0	0	0	976	31.9
17:00	0	5	<b>94</b>	<b>440</b>	389	61	3	1	2	0	0	0	0	<b>995</b>	32.3
18:00	0	2	38	275	402	43	5	1	0	0	0	0	0	766	32.5
19:00	0	1	30	213	305	<b>66</b>	6	2	1	0	0	<b>1</b>	0	625	33.5
20:00	1	1	19	141	281	62	7	2	0	0	0	0	0	514	33.8
21:00	0	3	21	147	170	35	<b>8</b>	<b>4</b>	1	1	0	0	0	390	33.3
22:00	0	1	14	100	123	44	6	0	<b>3</b>	0	<b>2</b>	0	0	293	<b>34.7</b>
23:00	0	0	8	56	68	15	5	0	2	0	0	1	0	155	34.0
AM Total	2	23	175	1347	<b>1732</b>	373	70	15	5	1	0	1	0		
PM Total	3	30	488	3395	<b>3703</b>	526	59	13	11	2	2	2	0		
Total	5	53	663	4742	<b>5435</b>	899	129	28	16	3	2	3	0		
Percent	0.04%	0.44%	5.54%	39.59%	<b>45.37%</b>	7.51%	1.08%	0.23%	0.13%	0.03%	0.02%	0.03%	0.00%		

Total Vehicles : 11978  
 30th Percentile : 27.7 MPH  
 50th Percentile : 29.4 MPH  
 85th Percentile : 32.7 MPH  
 95th Percentile : 35.6 MPH  
 Average Speed : 29.9 MPH  
 Highest Speed : 67.1 MPH  
 Speed Limit: 30 Mph  
 Total Over Speed Limit: 54.4 % (6515 / 11978)

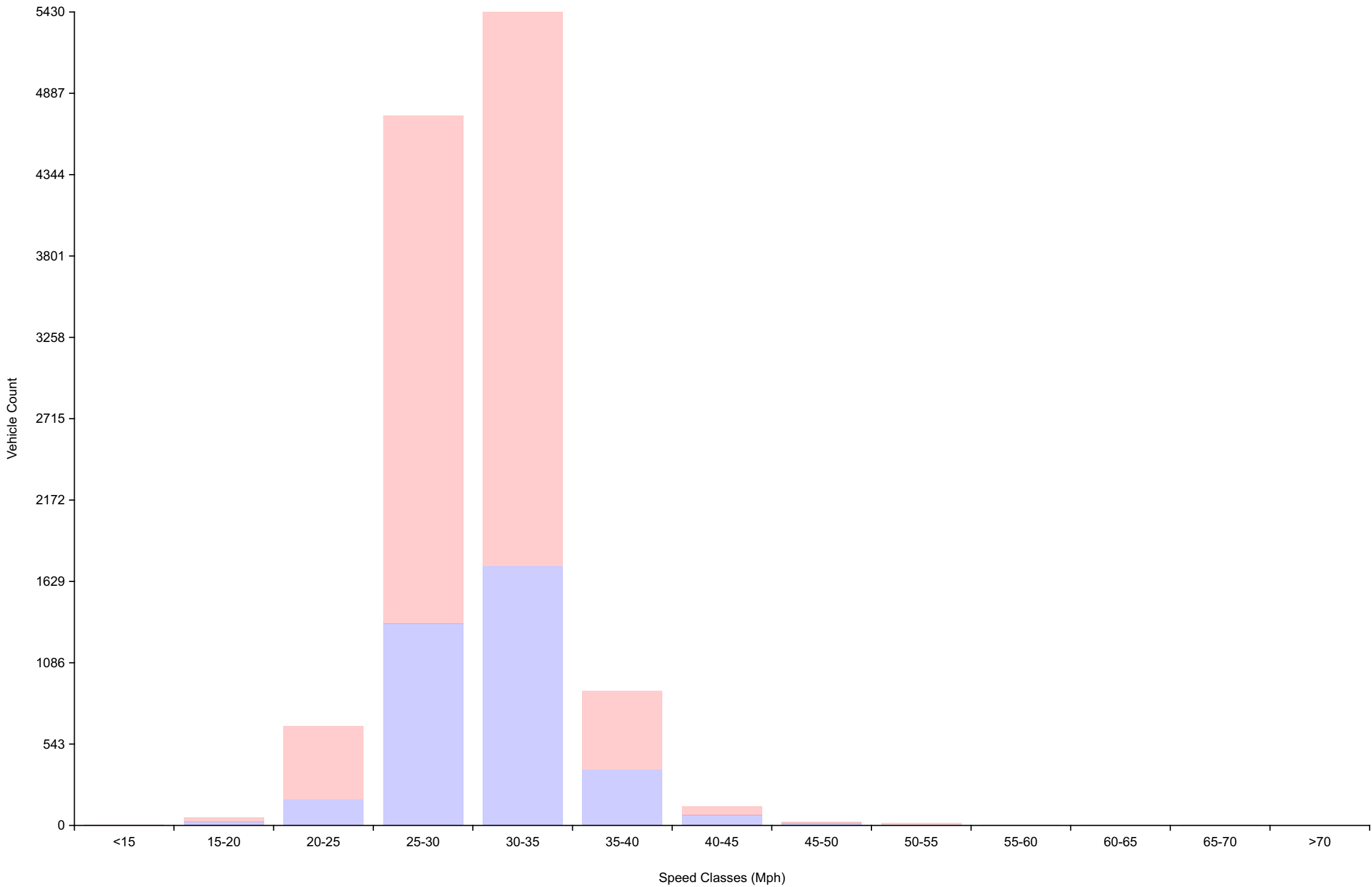
# Vehicle Counts By Hour

Traffic Overview from Sun Apr 30 2023 to Thu May 4 2023  
(60 Minute Resolution)



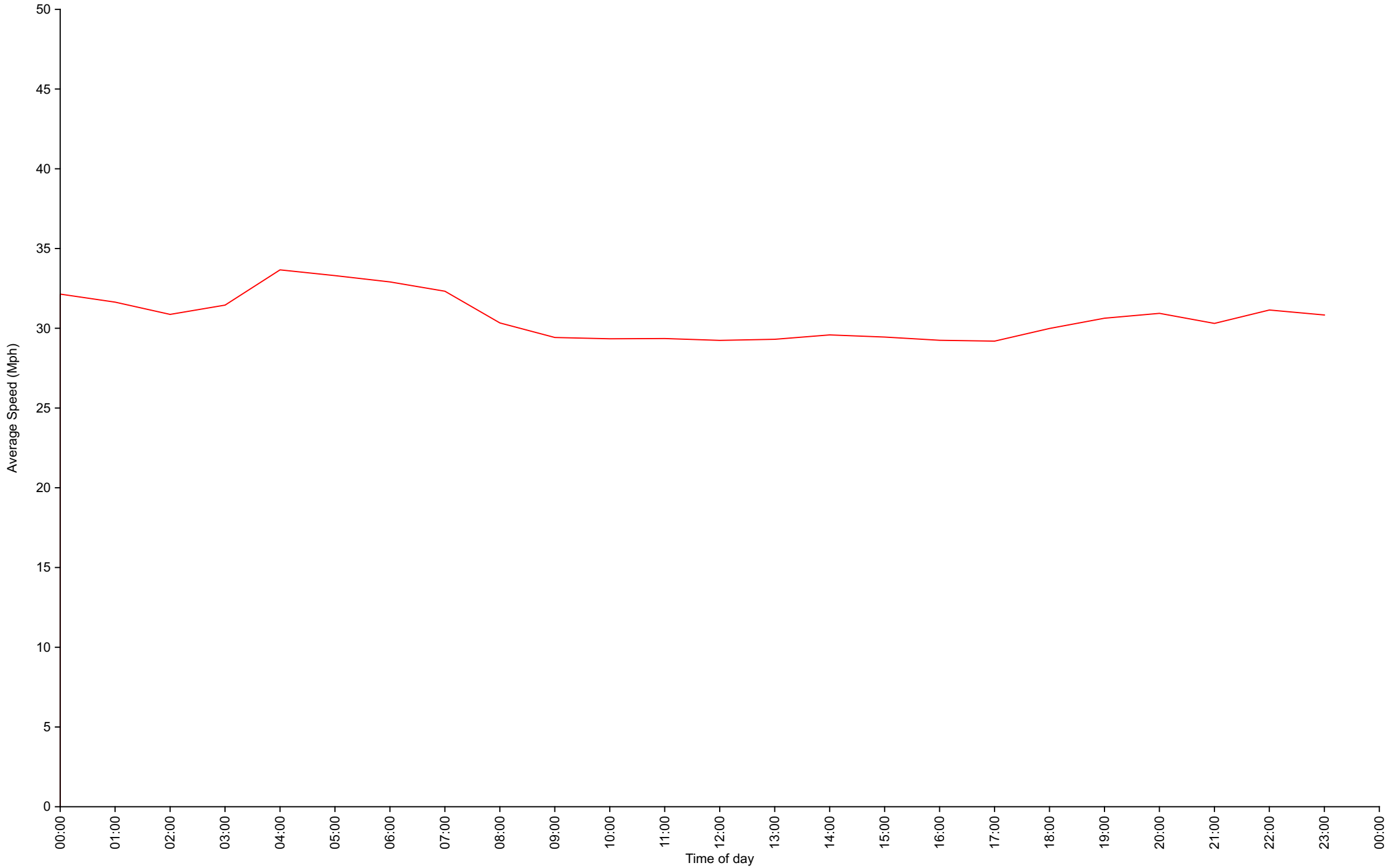
# Vehicle Counts By Speed Class

## Traffic Overview from Sun Apr 30 2023 to Thu May 4 2023



# Average Speed By Hour

Traffic Overview from Sun Apr 30 2023 to Thu May 4 2023  
(60 Minute Resolution)



# Cumulative Speed Distribution Curve

Traffic Overview from Sun Apr 30 2023 to Thu May 4 2023

