

Traffic Report

Church Street facing A37

Traffic Overview from Sun Apr 2 2023 to Thu Apr 6 2023

Vehicle Speed Classes (Mph)

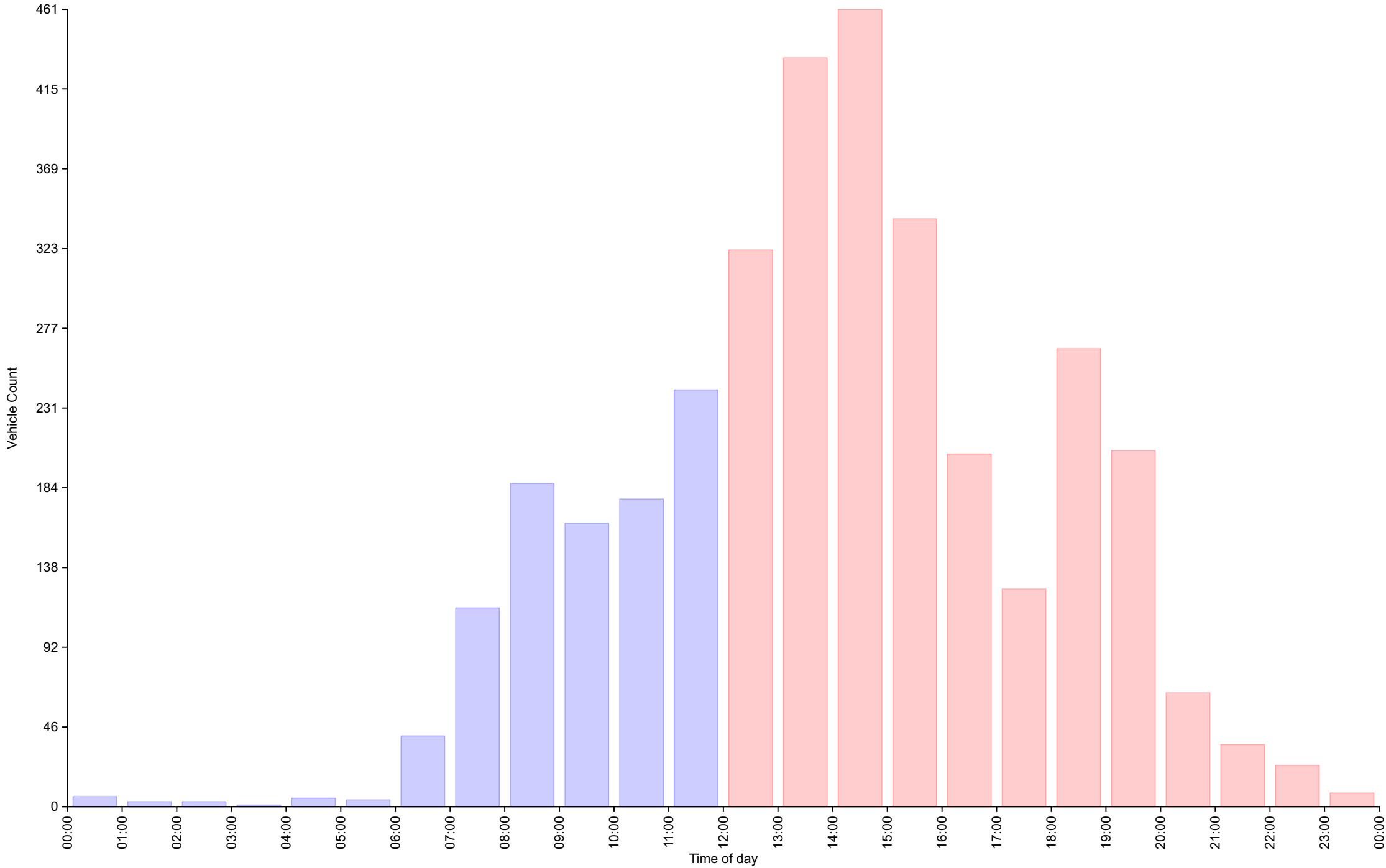
	<15	15 20	20 25	25 30	30 35	35 40	40 45	45 50	50 55	55 60	60 65	65 70	>70	Total	85th Percentile
00:00	0	0	1	1	2	2	0	0	0	0	0	0	0	6	35.3
01:00	0	0	0	1	1	0	1	0	0	0	0	0	0	3	36.9
02:00	0	0	0	1	0	1	0	0	0	1	0	0	0	3	46.5
03:00	0	0	0	0	0	0	0	0	1	0	0	0	0	1	52.0
04:00	0	0	0	2	2	0	0	0	1	0	0	0	0	5	36.2
05:00	0	0	1	0	3	0	0	0	0	0	0	0	0	4	31.8
06:00	0	0	3	20	15	0	1	2	0	0	0	0	0	41	32.0
07:00	0	0	9	65	33	5	2	1	0	0	0	0	0	115	31.0
08:00	0	0	14	125	40	5	2	1	0	0	0	0	0	187	30.3
09:00	0	0	21	105	31	6	0	1	0	0	0	0	0	164	29.8
10:00	0	1	22	109	44	2	0	0	0	0	0	0	0	178	30.0
11:00	0	0	33	159	48	1	0	0	0	0	0	0	0	241	29.6
12:00	0	1	35	209	73	4	0	0	0	0	0	0	0	322	30.0
13:00	0	3	53	277	96	4	0	0	0	0	0	0	0	433	29.7
14:00	0	1	55	287	113	3	2	0	0	0	0	0	0	461	30.3
15:00	0	0	38	211	88	3	0	0	0	0	0	0	0	340	30.0
16:00	0	1	30	119	48	3	3	0	0	0	0	0	0	204	30.2
17:00	0	0	12	65	46	3	0	0	0	0	0	0	0	126	30.9
18:00	0	0	12	158	86	8	1	0	0	0	0	0	0	265	30.8
19:00	0	0	8	132	61	5	0	0	0	0	0	0	0	206	30.6
20:00	0	0	5	39	20	2	0	0	0	0	0	0	0	66	30.4
21:00	0	0	2	21	12	1	0	0	0	0	0	0	0	36	31.2
22:00	0	0	0	16	7	1	0	0	0	0	0	0	0	24	31.4
23:00	0	0	1	3	4	0	0	0	0	0	0	0	0	8	29.9
AM Total	0	1	104	588	219	22	6	5	2	1	0	0	0		
PM Total	0	6	251	1537	654	37	6	0	0	0	0	0	0		
Total	0	7	355	2125	873	59	12	5	2	1	0	0	0		
Percent	0.00%	0.20%	10.32%	61.79%	25.39%	1.72%	0.35%	0.15%	0.06%	0.03%	0.00%	0.00%	0.00%		

Time of day

Total Vehicles : 3439
 30th Percentile : 26.0 MPH
 50th Percentile : 27.4 MPH
 85th Percentile : 30.3 MPH
 95th Percentile : 32.5 MPH
 Average Speed : 28.0 MPH
 Highest Speed : 54.5 MPH
 Speed Limit: 30 Mph
 Total Over Speed Limit: 27.7 % (952 / 3439)

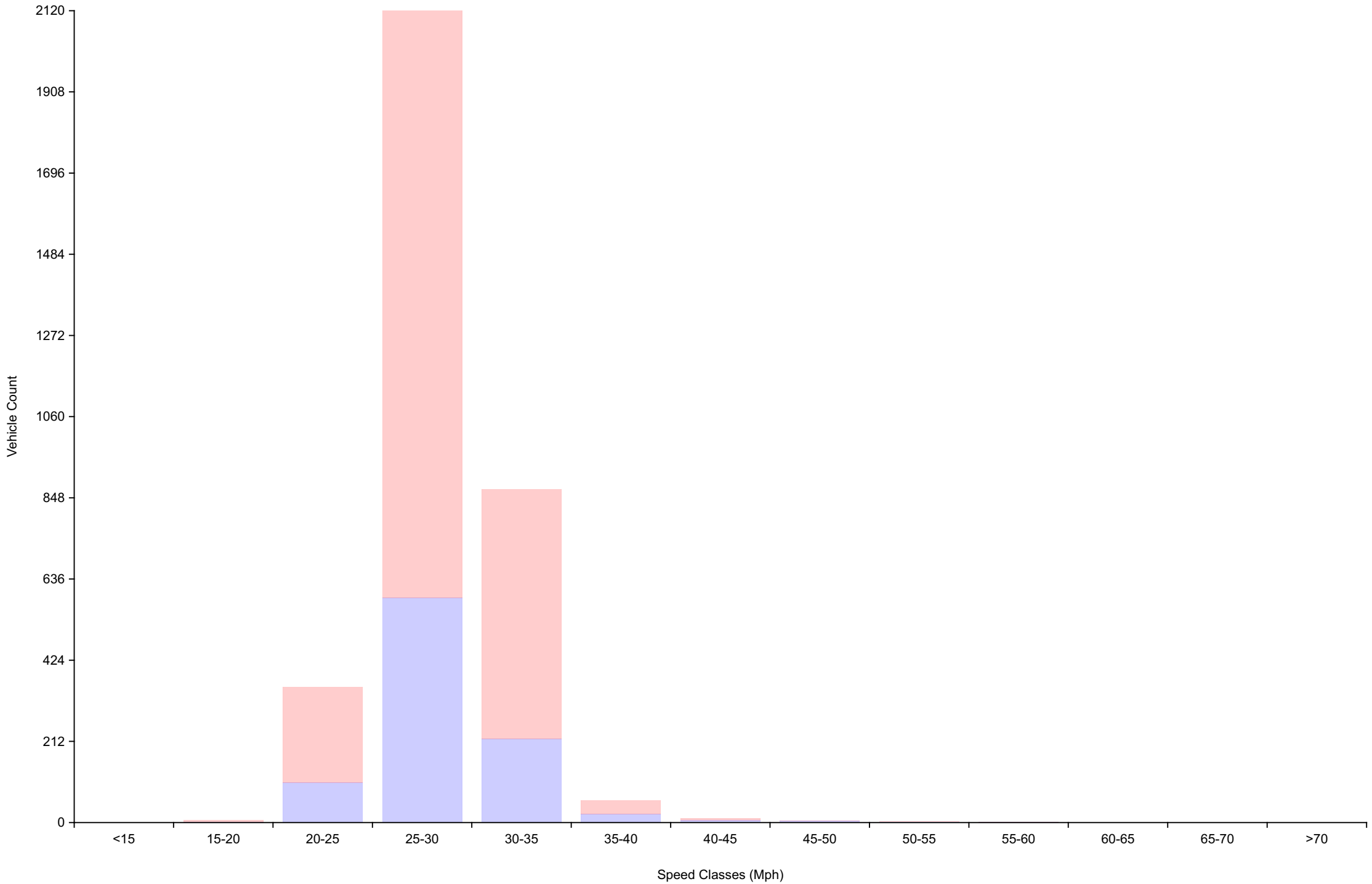
Vehicle Counts By Hour

Traffic Overview from Sun Apr 2 2023 to Thu Apr 6 2023
(60 Minute Resolution)



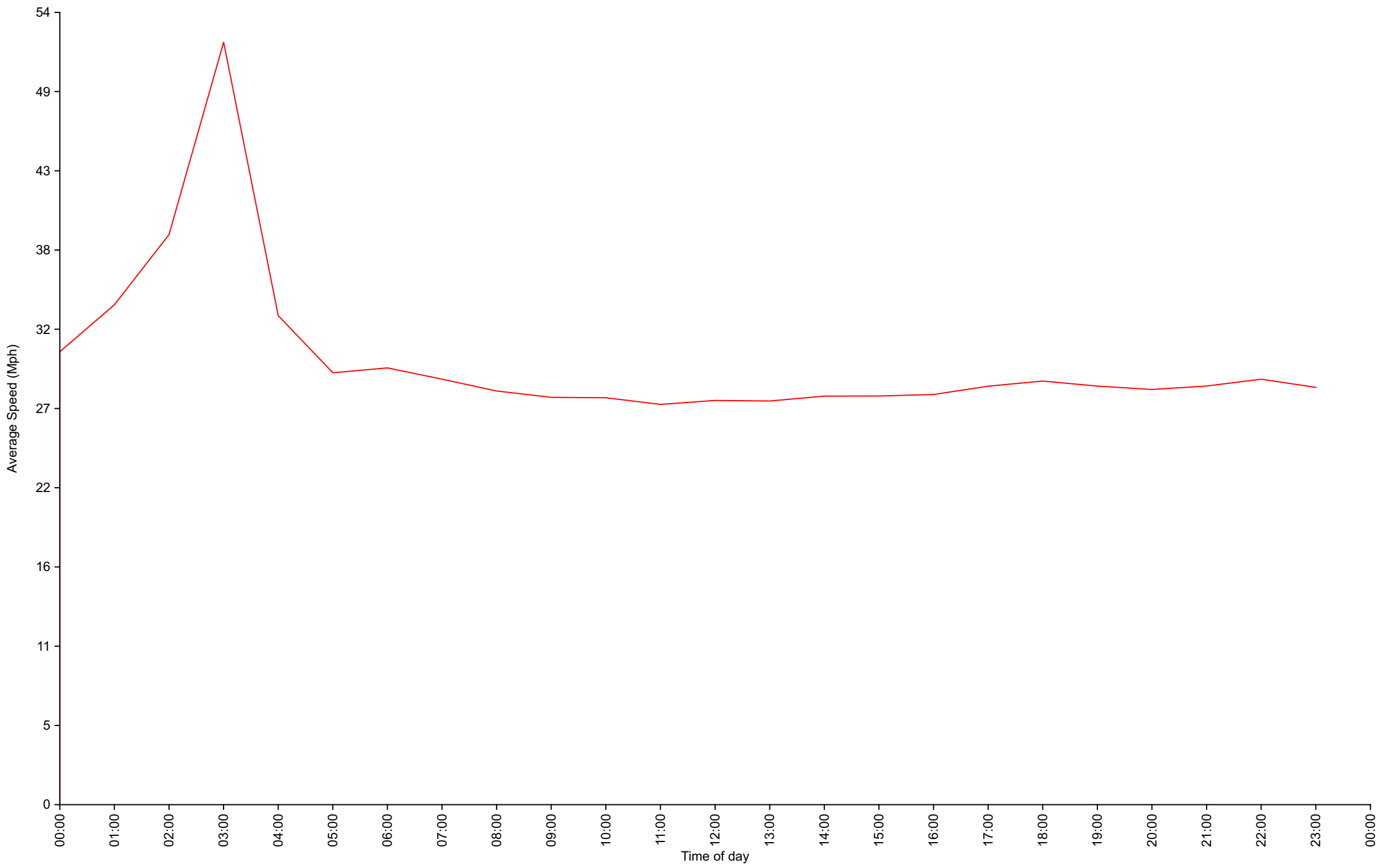
Vehicle Counts By Speed Class

Traffic Overview from Sun Apr 2 2023 to Thu Apr 6 2023



Average Speed By Hour

Traffic Overview from Sun Apr 2 2023 to Thu Apr 6 2023
(60 Minute Resolution)



Cumulative Speed Distribution Curve

Traffic Overview from Sun Apr 2 2023 to Thu Apr 6 2023

