

# Traffic Report

## West St facing High St

### Traffic Overview from Sun Mar 12 2023 to Sun Mar 19 2023

#### Vehicle Speed Classes (Mph)

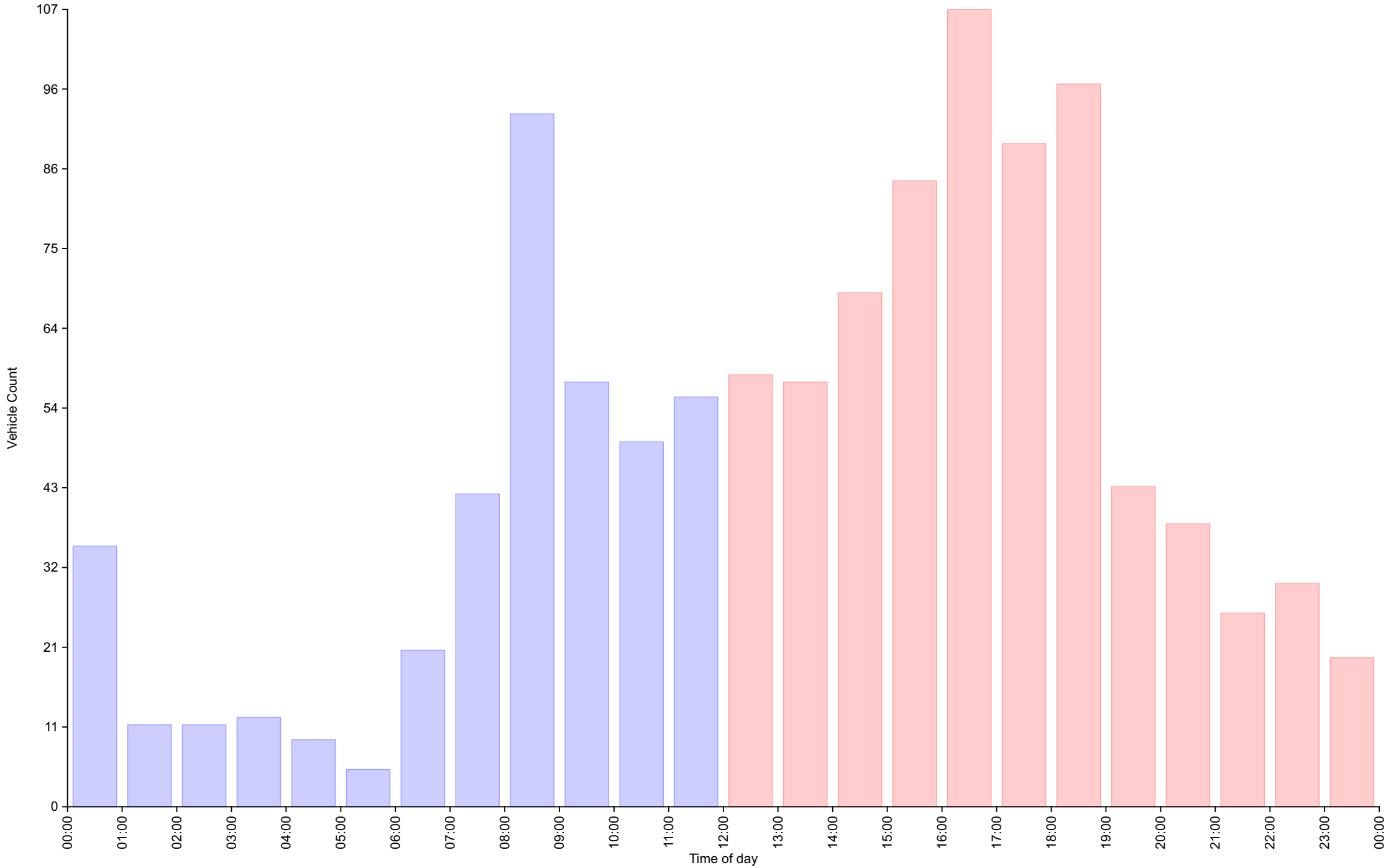
	<15	15 20	20 25	25 30	30 35	35 40	40 45	45 50	50 55	55 60	60 65	65 70	>70	Total	85th Percentile
00:00	0	0	9	13	10	3	0	0	0	0	0	0	0	35	32.9
01:00	0	0	0	3	3	4	1	0	0	0	0	0	0	11	35.7
02:00	0	0	0	4	3	2	1	<b>1</b>	0	0	0	0	0	11	38.7
03:00	0	0	3	3	4	2	0	0	0	0	0	0	0	12	33.4
04:00	0	0	1	3	2	1	2	0	0	0	0	0	0	9	<b>40.3</b>
05:00	0	0	0	0	3	1	1	0	0	0	0	0	0	5	37.0
06:00	0	0	4	9	4	4	0	0	0	0	0	0	0	21	34.7
07:00	0	0	5	15	11	10	1	0	0	0	0	0	0	42	36.9
08:00	0	2	28	<b>28</b>	<b>23</b>	<b>11</b>	1	0	0	0	0	0	0	<b>93</b>	32.8
09:00	0	8	22	19	4	0	<b>4</b>	0	0	0	0	0	0	57	28.4
10:00	<b>1</b>	5	<b>29</b>	14	0	0	0	0	0	0	0	0	0	49	25.5
11:00	1	<b>11</b>	26	15	2	0	0	0	0	0	0	0	0	55	26.9
12:00	2	14	24	14	4	0	0	0	0	0	0	0	0	58	27.4
13:00	1	8	27	20	1	0	0	0	0	0	0	0	0	57	27.1
14:00	0	9	38	21	1	0	0	0	0	0	0	0	0	69	26.3
15:00	<b>3</b>	<b>17</b>	40	21	3	0	0	0	0	0	0	0	0	84	26.2
16:00	2	13	<b>62</b>	24	<b>6</b>	0	0	0	0	0	0	0	0	<b>107</b>	25.7
17:00	0	10	51	22	6	0	0	0	0	0	0	0	0	89	26.4
18:00	1	14	44	<b>31</b>	5	<b>2</b>	0	0	0	0	0	0	0	97	27.9
19:00	1	10	23	8	1	0	0	0	0	0	0	0	0	43	24.8
20:00	1	8	15	10	3	1	0	0	0	0	0	0	0	38	27.8
21:00	1	3	15	6	1	0	0	0	0	0	0	0	0	26	26.4
22:00	0	6	11	10	3	0	0	0	0	0	0	0	0	30	28.3
23:00	0	5	7	5	3	0	0	0	0	0	0	0	0	20	<b>29.0</b>
AM Total	2	26	<b>127</b>	126	69	38	11	1	0	0	0	0	0		
PM Total	12	117	<b>357</b>	192	37	3	0	0	0	0	0	0	0		
Total	14	143	<b>484</b>	318	106	41	11	1	0	0	0	0	0		
Percent	1.25%	12.79%	<b>43.29%</b>	28.44%	9.48%	3.67%	0.98%	0.09%	0.00%	0.00%	0.00%	0.00%	0.00%		

Time of day

Total Vehicles : 1118  
 30th Percentile : 21.0 MPH  
 50th Percentile : 23.2 MPH  
 85th Percentile : 28.9 MPH  
 95th Percentile : 33.8 MPH  
 Average Speed : 24.5 MPH  
 Highest Speed : 45.5 MPH  
 Speed Limit: 30 Mph  
 Total Over Speed Limit: 14.2 % (159 / 1118)

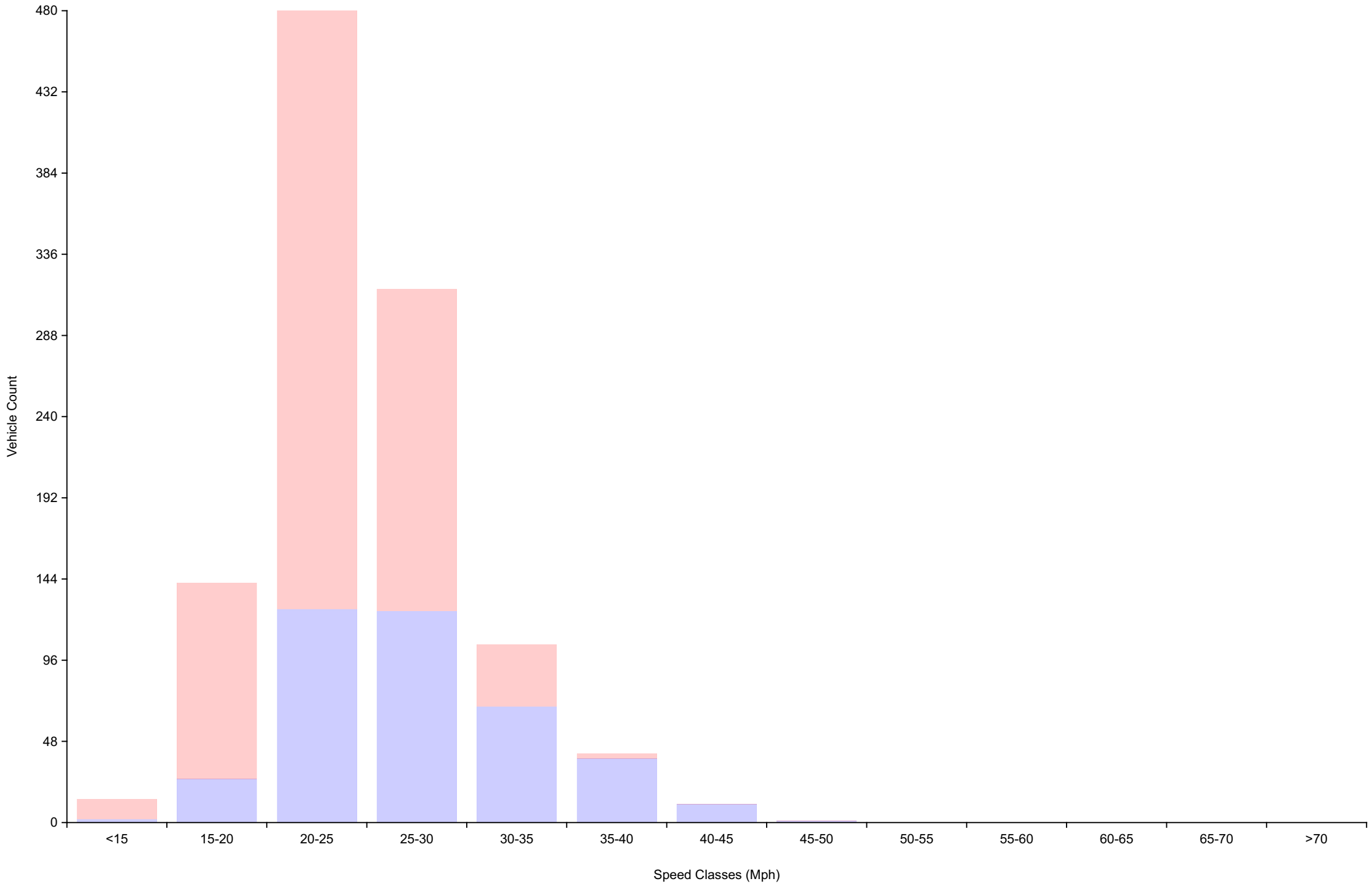
# Vehicle Counts By Hour

Traffic Overview from Sun Mar 12 2023 to Sun Mar 19 2023  
(60 Minute Resolution)



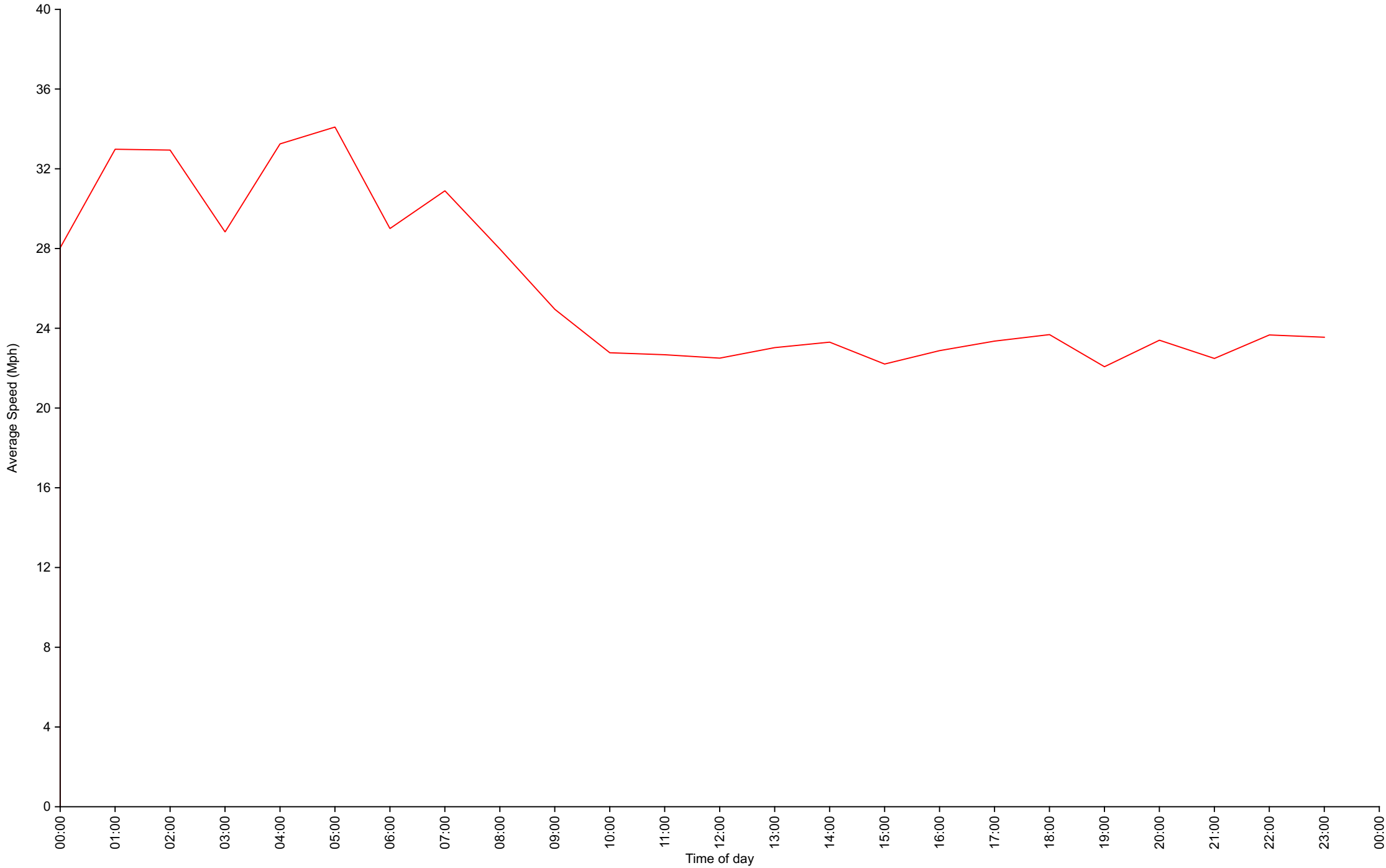
# Vehicle Counts By Speed Class

## Traffic Overview from Sun Mar 12 2023 to Sun Mar 19 2023



# Average Speed By Hour

Traffic Overview from Sun Mar 12 2023 to Sun Mar 19 2023  
(60 Minute Resolution)



# Cumulative Speed Distribution Curve

## Traffic Overview from Sun Mar 12 2023 to Sun Mar 19 2023

